

Expression parser 201 - All functions

Data types

General Information

Throughout the documentation we refer to **data types** that can be used in the **expression parser** and its functions.


The most commonly use data types are listed below.



Most functions will accept **string** values so casting values to string is a very **powerful function**. Details can be found below in the [converting data types](#) section!
Additionally you can directly transform a field value to text using the following syntax: `%{...anyfield}`

On this page

- [Data types](#)
- [Operators](#)
- [Boolean expressions](#)
- [Numbers, dates and times](#)
- [Strings](#)
- [Issue lists](#)
- [Number lists](#)
- [String lists](#)
- [List operators](#)
- [Selectable fields](#)
- [Users, groups and roles](#)
- [Versions](#)
- [Historical field values](#)
- [Miscellaneous](#)
- [Functions to temporarily store and retrieve values](#)

Data type	Description	Example
BOOLEAN	Comparison operators return a logical value true or false , as well as some functions.	<code>isActive(string user_name)</code>
NUMBER	This type represents numeric values, and is also used to store Date, Time and Date-Time (<code>DATE_TIME</code>) values. When storing any temporal value, the number represents the milliseconds elapsed since January 1, 1970, 00:00:00 GMT . Number or Date-Time fields can be referenced as numbers using the following notation: <code>{...somefield}</code> .	<code>1, 1.1, -1.1, .1, -.1</code>
STRING	This type represents any kind of text or character string including all kinds of select and multi-select fields <code>MULTI</code> . <div> Any field type or data type is susceptible of being transformed to text, so any field can be referenced as a text-string value using the following notation: <code>%{...anyfield}</code>, and <code>%{...anyfield.i}</code> for Cascading Select or Multi-Cascading Select fields, where i is the index that represents the level to be accessed. (i = 0 is used for base level).</div>	<code>"Hello world"</code>
NUMBER []	This type represents a collection of numeric values returned by various functions . The size may vary from 0 to any number of numeric values. It is used to read the value of a numeric field in a selection of issues. You can also use literals like <code>[1, 2, 3]</code> .	<code>fieldValue(), append(), union(), except(), intersect() and distinct(), [1, 2, 3]</code>
STRING []	This type represents a collection of string values returned by various functions . The size may vary from 0 to any number of string values. It is also used to read the value of a string field in a selection of issues. You can also use literals like <code>["string_A", "string_B", "string_C"]</code> .	<code>fieldValue(), append(), union(), except(), intersect() and distinct(), ["string_A", "string_B", "string_C"]</code>

ISSUE []	<p>This type represents a collection of issues. The size may vary from 0 to any number of issues.</p> <p>It's returned by issue selection or filtering functions like <code>subtasks()</code>, <code>linkedIssues()</code>, <code>filterByIssueType()</code>, <code>distinct()</code>, etc.</p>	<pre>subtasks(), linkedIssues(), transitionLinkedIssues(), filterByFieldValue(), filterByStatus(), filterByIssueType(), filterByResolution(), filterByProject(), append(), union(), except(), intersect() and distinct()</pre>
----------	---	--

Converting data types

There are multiple functions available for **converting** or **casting** data types. A comprehensive list can be found below.

Function	Input	Output
<code>toString(n umber n)</code>	<div>NUMBER</div> <div>DATE_TIME</div>	<p>Returns a STRING with the decimal representation of the numeric value in n. Numeric value of a Date-Time field is number of milliseconds elapsed since January 1, 1970, 00:00:00 GMT.</p> <p>Example: <code>toString(3.141592)</code> returns <code>"3.141592"</code>.</p>
<code>toString(n umber n, number de cimals)</code>	<div>NUMBER</div>	<p>Returns a STRING with the decimal representation of the numeric value in n limiting the fractional part to the number of digits in parameter decimals.</p> <p>Example: <code>toString(3.141592, 2)</code> returns <code>"3.14"</code>.</p>
<code>toString(n umber list l)</code>	<div>NUMBER []</div>	<p>Returns a STRING with a comma separated list of decimal representation of the numeric values in l.</p> <p>Example: <code>toString([1, 2, 3, 4.0])</code> returns <code>"1, 2, 3, 4"</code>.</p>
<code>toString(n umber list l, number de cimals)</code>	<div>NUMBER []</div>	<p>Returns a STRING with a comma separated list of decimal representations of the numeric values in l, with the number of characters in the decimal part specified by parameter decimals.</p> <p>Example: <code>toString([1.123, 2.452, 3.64612], 2)</code> returns the following string: <code>"1.12, 2.45, 3.65"</code>.</p>
<code>toString(n umber list l, number de cimals, string sepa rator)</code>	<div>NUMBER []</div>	<p>Returns a STRING with a list of decimal representations of the numeric values in l, with the number of characters in the decimal part specified by parameter decimals and separated by string separator.</p> <p>Example: <code>toString([1.123, 2.452, 3.64612], 2, " : ")</code> returns the following string: <code>"1.12 : 2.45 : 3.65"</code>.</p>
<code>toString(st ring list l)</code>	<div>STRING []</div>	<p>Returns a STRING with a comma separated list of string values in l.</p> <p>Example: <code>toString(["Hello", " ", "world", "!"])</code> returns <code>"Hello, , world, !"</code>.</p>

toString (string list l , string separator)	STRING []	<p>Returns a STRING a list of string values in l separated by string separator.</p> <p>Example: <code>toString(["blue", "red", "green"], "; ")</code> returns "blue; red; green".</p>
toString (issue list l)	ISSUE []	<p>Returns a STRING with a comma separated list of issue keys.</p> <p>Example: <code>toString(subtasks())</code> returns "CRM-5, CRM-6", being CRM-5 and CRM-6 the keys of current issue's subtasks.</p>
toString (issue list l , string separator)	ISSUE []	<p>Returns a STRING with a list of issue keys separated by string separator.</p> <p>Example: <code>toString(subtasks(), " ")</code> returns "CRM-5 CRM-6", being CRM-5 and CRM-6 the keys of current issue's subtasks.</p>
toNumber (string s)	STRING	<p>Returns the NUMBER represented by the string s. This function expects a decimal representation of a number. In case it is not possible to parse the s to number, null is returned.</p> <p>Example: <code>toNumber("3.14")</code> returns 3.14.</p>
toInteger (string s , string radix)	STRING	<p>Returns the NUMBER represented by the string s as a signed integer in the radix specified by argument radix.</p> <p>Example: <code>toInteger("ff", 16)</code> returns 255.</p>
toStringList (string s , string separators)	STRING with a list of tokens separated by one or more characters	<p>Returns a STRING [] with tokens in argument s separated by characters in argument separators. Leading and trailing spaces around each token are automatically removed.</p> <p>Example: <code>toStringList("red, orange, yellow; green; blue; purple", ",;")</code> returns the following string list: ["red", "orange", "yellow", "green", "blue", "purple"].</p>
toStringList (multi-valued field field)	field code for a MULTI -value field in format <code>%{...somefield}</code> . Multi-valued fields are Multi Select, Checkboxes, Components, Versions, Multi User Picker, Multi Group Picker, Issue Pickers, Attachments and Labels.	<p>Returns a STRING [] representing each of the values selected in the field.</p> <p>Example: <code>toStringList(%{...components})</code> returns a list of strings with each of the components selected in current issue.</p>
toNumberList (string s , string separators)	STRING with a list of numbers in decimal representation separated by one or more characters	<p>This function expects in argument s a string containing numbers in decimal representation separated by characters in argument separators, and returns a NUMBER [].</p> <p>Example: <code>toNumberList("1, 3, 5; 7; 11; 13", ",;")</code> returns the following number list: [1, 3, 5, 7, 11, 13].</p>

issueKeysToIssueList (string issue_keys)	STRING with a comma separated list of issue keys	Returns an ISSUE [] with all issues with keys in argument issue_keys . Argument issue_keys is a string containing a comma separated list of issue keys. Example: issueKeysToIssueList("CRM-12, HT-254") returns an issue list with issues with keys CRM-12 and HT-254 .
---	---	--

Automatic casting from Number to Text-String

Whenever you write a numeric term at the right-hand side of **concat operator +** or a **comparison operator** like **=**, and the left-hand side is occupied by a text-string term, the parser will automatically transform the right-hand side term into a string


- **+** (string concat): "His age is " + 30 is equivalent to "His age is " + toString(30)
- **=** (any comparison operator): "30" = 30 is equivalent to "30" = toString(30)

Operators

General Information

The expression parser accepts the most common operators. The operators listed below are available for the following **data types**:

- **Numbers**
- **Strings**
- **Issue lists**
- **Number lists**
- **String lists**

 Operators **=** and **!=** are also available for type

BOOLEAN

Case-sensitive operators

Operator	Meaning	Examples (all examples return true)
=	equal to	<pre>1 = 1 "HELLO" = toUpperCase("Hello") %{...description} = {...timeoriginalestimate}, auto-casting numeric field {...originalEstimate} to Text-String. %{...originalEstimate} = toString({...originalEstimate}), explicit casting of numeric field {...originalEstimate} to Text-String. true = true %{...cf10001} = null, for checking whether field with code %{...cf10001} is not initialized. [1, 2, 3] = [1, 2, 3], when used with lists elements existence and its order are evaluated. ["blue", "red", "green"] = ["blue", "red", "green"]</pre>
!=	not equal to	<pre>0 != 1 "HELLO" != "Hello" %{...description} != "Hello" true != false %{...cf10010} != null, for checking whether the numeric field with code {...cf10010} is initialized. [1, 2, 3] != [1, 3, 2], when used with lists elements existence and its order are evaluated. ["blue", "red", "green"] != ["blue", "green", "red"]</pre>

<	lower than	1 < 2 "abc" < "bbc" "abc" < "abcd"
>	greater than	2 > 1 "bbc" > "abc" "abcd" > "abc"
<=	less than or equal to	-
>=	greater than or equal to	-
~	contains	"Hello world!" ~ "world" , checks whether a string contains a substring. %{...componentLeads} ~ %{...currentUser} , checks whether " Component leaders " contains " Current user ". linkedIssues() ~ subtasks() , checks whether all sub-tasks are also linked to current issue. [1, 2, 3, 2, 2, 4] ~ [2, 1, 2] , when used with lists cardinalities must match. ["blue", "red", "green", "red", "white", "red"] ~ ["red", "green", "red"] (["green", "red"] ~ ["red", "green", "red"]) = false
!~	doesn't contain	"world" !~ "Hello world!" %{...fixVersions} !~ %{...versions} , checks whether " Fix version/s " doesn't contain all versions in " Affects version/s ". fieldValue(%{...reporter}, linkedIssues()) !~ fieldValue(%{...reporter}, subtasks()) , checks whether linked issues reporters don't include all sub-tasks reporters. [1, 2, 3, 2, 2, 4] !~ [2, 1, 1, 4] , when used with lists cardinalities must match. ["blue", "red", "green", "red", "red"] !~ ["red", "green", "green", "red"]
in	is contained in	"world" in "Hello world!" , to check whether a substring is contained in a string. %{...currentUser} in %{...componentLeads} , checks whether " Current user " is contained in " Component leaders ". subtasks() in linkedIssues() , checks whether all sub-tasks are also linked to current issue. [1, 1, 2] in [2, 1, 1, 1, 4] , cardinality must match. ["blue", "red", "red", "red"] in ["red", "green", "blue", "red", "red"] , cardinality must match. 2 in [1, 2, 3] "blue" in ["red", "blue", "white"]
not in	isn't contained in	"Hello world!" not in "world" %{...versions} not in %{...fixVersions} , checks whether not all versions in " Affects version/s " are contained in " Fix version/s ". fieldValue(%{...reporter}, subtasks()) not in fieldValue(%{...reporter}, linkedIssues()) , checks whether not all sub-tasks reporters are included in linked issues reporters. [1, 1, 2, 2] not in [2, 1, 1, 1, 4] , cardinality must match. ["blue", "red", "red", "blue"] not in ["red", "blue", "red", "red"] , cardinality must match. 5 not in [1, 2, 3, 3, 4] "orange" not in ["blue", "red", "white"]
any in	some element is in	%{...versions} any in %{...fixVersions} , checks whether any version in " Affects version/s " is contained in " Fix version/s ". fieldValue(%{...reporter}, subtasks()) any in fieldValue(%{...reporter}, linkedIssues()) , checks whether any sub-task's reporter is present among linked issues reporters. [1, 3] any in [3, 4, 5] ["blue", "white"] any in ["black", "white", "green"]
none in	no single element is in	%{...versions} none in %{...fixVersions} , checks whether there isn't a single version " Affects version/s " in " Fix version/s ". fieldValue(%{...reporter}, subtasks()) none in fieldValue(%{...reporter}, linkedIssues()) , checks whether there isn't a single sub-task reporter among linked issues reporters. [1, 2] none in [3, 4, 5] ["blue", "red"] none in ["black", "white", "green"]

Case-ignoring Operators

The following comparison operators are applicable to **STRING** and **STRING []** **data types**.

All operators ignore the case of the characters.

Operator	Meaning	Examples (all examples return true)
<code>=~</code>	equal to	<code>"HELLO" =~ "Hello"</code> <code>"up" =~ "UP"</code> <code>["blue", "red", "green"] =~ ["Blue", "RED", "Green"]</code>
<code>! =~</code>	not equal to	<code>" HELLO" ! =~ "Hello"</code> <code>"up" ! =~ "down"</code> <code>("up" ! =~ "UP") = false</code> <code>["blue", "red"] ! =~ ["Blue", "green"]</code> <code>["blue", "red"] ! =~ ["Red", "BLUE"]</code> <code>(["blue", "red", "green"] ! =~ ["Blue", "RED", "Green"]) = false</code>
<code>~~</code>	contains	<code>"Hello World!" ~~ "world"</code> , checks whether a string contains a substring. <code>"A small step for a man" ~~ "STEP"</code> , checks whether a string contains a substring. <code>["one", "two", "three"] ~~ ["TWO", "One"]</code> , checks whether a string list contains all the elements of another string list.
<code>!~~</code>	doesn't contain	<code>"Hello World!" !~~ "bye"</code> , checks whether a string doesn't contain a substring. <code>"A small step for a man" !~~ "big"</code> , checks whether a string doesn't contain a substring. <code>["one", "two", "three"] !~~ ["Four"]</code> , checks whether a string list doesn't contain one element of another string list. <code>(["one", "two", "three"] !~~ ["TWO"]) = false</code>
<code>in~</code>	is contained in	<code>"world" in~ "Hello World!"</code> , checks whether a substring is contained in another string. <code>"STEP" in~ "A small step for a man"</code> , checks whether a substring is contained in another string. <code>["TWO", "One"] in~ ["one", "two", "three"]</code> , checks whether all the elements of a string list are contained in another string list.
<code>not in~</code>	isn't contained in	<code>"bye" not in~ "Hello World!"</code> , checks whether a substring is not contained in another string. <code>"big" not in~ "A small step for a man"</code> , checks whether a substring is not contained in another string. <code>["Four"] not in~ ["one", "two", "three"]</code> , checks whether any of the elements of a string list are not contained in another string list. <code>(["TWO"] not in~ ["one", "two", "three"]) = false</code>
<code>any in~</code>	some element is in	<code>["blue", "violet"] any in~ ["Blue", "Red", "Green"]</code> <code>["Five", "One"] any in~ ["FOUR", "FIVE", "SIX"]</code>
<code>none in~</code>	no single element is in	<code>["Orange"] any in~ ["red", "blue", "green"]</code> <code>(["orange"] any in~ ["Red", "Orange"]) = false</code>

Operators and applicable data types

Below you find a comprehensive matrix of all operators and applicable data types.

Comparison Operator	BOOLEAN	NUMBER	STRING	NUMBER []	STRING []	ISSUE
<code>=</code>	X	X	X	X	X	X
<code>!=</code>	X	X	X	X	X	X
<code><</code>	-	X	X	-	-	-
<code>></code>	-	X	X	-	-	-
<code><=</code>	-	X	X	-	-	-
<code>>=</code>	-	X	X	-	-	-

~	-	-	X	X	X	X
!~	-	-	X	X	X	X
in	-	-	X	X	X	X
not in	-	-	X	X	X	X
any in	-	-	-	X	X	X
none in	-	-	-	X	X	X
=~	-	-	X	-	X	-
!=~	-	-	X	-	X	-
~~	-	-	X	-	X	-
!~~	-	-	X	-	X	-
in~	-	-	X	-	X	-
not in~	-	-	X	-	X	-
any in~	-	-	-	-	X	-
none in~	-	-	-	-	X	-



Remember

Operators `~`, `!~`, `in` and `not in` can be used for checking a single element (**number or string**) against a **number list** or a **string list**

- `1 in [1, 2, 3]`
- `["blue", "red"] ~ "blue" .`

Operators `~`, `!~`, `in` and `not in` when used with a **string** are useful to look for substrings in another string.

- `"I love coding" ~ "love"`
- `"I don't like Mondays" !~ "Fridays"`
- `"love" in "I love coding"`
- `"Fridays" not in "I don't like Mondays".`

Operators `~`, `!~`, `in` and `not in` respect cardinality, i.e., container list must have at least the same number of elements as contained list.

- `[1, 1] in [1, 1, 1]`
- `[1, 1] not in [1, 2, 3] .`

Operators `=` and `!=` , when used for comparing lists, require to have the **same elements**, with the **same cardinality** and the **same order**.

- `[1, 2, 3] = [1, 2, 3]`
- `[4, 5, 6] != [4, 6, 5] .`

Operators `<`, `>`, `<=` and `>=` work according to lexicographical order when comparing strings.



A reference of all data types [can be found here](#).

Boolean expressions

Fixed values

Only two values will be accepted / returned: **true** and **false**.

Logical operators

The following logical operators can be used for linking logical terms in an expression, i.e., terms that return a boolean value type (**true** or **false**).

Operator	Meaning	Precedence
NOT or !	logical negation	1 (highest)
AND or &	logical conjunction	2
OR or	logical disjunction	3
XOR	exclusive or, i.e., a XOR b is equivalent to a AND !b OR !a AND b	3
IMPLIES or IMP	logical implication, i.e., a IMPLIES b is equivalent to !a OR b	4
XNOR or EQV	logical equivalence, i.e., a EQV b is equivalent to a IMPLIES b AND b IMPLIES a	4 (lowest)

Logical connectives are case insensitive, i.e., they can also be written in lower case: **or**, **and**, **not**, **xor**, **implies**, **imp**, **eqv** and **xnor**.

Conditional operator: ? : (IF, THEN, ELSE)

The conditional operator **? :** is a powerful operator to construct conditional expressions.



The conditional operator basically allows you to construct the following expression: **IF** boolean _expression **true THEN** term_1 **ELSE** term_2.

The format to be used is: <boolean_expression> ? <term_1> : <term_2>

Both **term_1** and **term_2** need to be of the same **data type** (boolean, number, string, issue list, string list or number list).

Examples of using the conditional operator

Expression	Output
<code>{...duedate} != null ? ({...duedate} - {...currentDateTime}) / {HOUR} : 0</code>	If the Due Date is not null , this function will return the number of hours from the current date-time to Due Date , otherwise it will return 0 .
<code>timePart({...currentDateTime}, LOCAL) > 21:00 AND timePart({...currentDateTime}, LOCAL) < 7:00 ? "Night" : "Day"</code>	If the current time is between 21:00 and 7:00 this function will return "Night" , otherwise it will return "Day" .

Examples

Input	Output
<code>%{...somefield} = "Yes"</code>	True if the value of the field is "Yes", otherwise False .
<code>%{...somefield1} != null AND %{...somefield2} = null</code>	True only if {...somefield1} field has a value and field {...somefield2} does NOT have a value.
<code>datePart({...duedate}, LOCAL) > datePart({...currentDateTime}, LOCAL)</code>	True only if Due Date (field code {...duedate}) is later than Current date (field code {...currentDateTime}) in server's local timezone.

Numbers, dates and times

Fixed values

Input	Format	Example
Valid numerical values		<ul style="list-style-type: none">• 1• 3.0• .5• -400• -1.1• -.02
Valid Date-time values	yyyy/MM/dd [hh:mm] or yyyy-MM-dd [hh:mm]	<ul style="list-style-type: none">• 2018/03/25 23:15• 2018-03-25 23:15• 2018/03/25• 2018-03-25
Valid Time values	hh:mm	<ul style="list-style-type: none">• 08:15• 23:59• 00:00

Variable values (field values)

Numeric values of **Number**, **Date**, **Date-Time** and **Priority data type** fields can be inserted in expressions with following notation {...somefield}, e.g., use {...duedate} for **Due Date**, and {...numberOfAttachments} for **Number of attachments**.



Pro tip

For checking if a field has a value you can use {...somefield} = null or {...somefield} != null

Math Functions

Function	Input	Returned value
abs (number x)	NUMBER	Returns the absolute value of x , i.e., if x >0 it returns x , otherwise it returns - x .
acos (number x)	NUMBER	Returns the arc cosine of x ; the returned angle is in the range 0.0 through pi.
asin (number x)	NUMBER	Returns the arc sine of x ; the returned angle is in the range 0.0 through pi.
atan (number x)	NUMBER	Returns the arc tangent of x ; the returned angle is in the range 0.0 through pi.
ceil (number x)	NUMBER	Returns the smallest (closest to negative infinity) value that is larger than or equal to x and is equal to a mathematical integer.
cbrt (number x)	NUMBER	Returns the cube root of x .
cos (number x)	NUMBER	Returns the trigonometric cosine of angle x expressed in radians.
cosh (number x)	NUMBER	Returns the hyperbolic cosine of x .
floor (number x)	NUMBER	Returns the largest (closest to positive infinity) value that is less than or equal to x and is equal to a mathematical integer.

log (number x)	NUMBER	Returns the natural logarithm (base e) of x .
log10 (number x)	NUMBER	Returns the base 10 logarithm of x .
max (number x , number y)	NUMBER	Returns the larger of two numeric values.
min (number x , number y)	NUMBER	Returns the smaller of two numeric values.
modulus (number dividend , number divisor)	NUMBER	Returns dividend - (divisor * floor (dividend / divisor)) .
pow (number x , number y)	NUMBER	Returns x raised to the power y .
random ()	NUMBER	Returns a value with a positive sign, greater than or equal to 0.0 and less than 1.0.
remainder (number dividend , number divisor)	NUMBER	Returns dividend - divisor * n , where n is the closest integer to dividend / divisor .
round (number x)	NUMBER	Returns the closest integer to x .
sin (number x)	NUMBER	Returns the trigonometric sine of angle x expressed in radians.
sinh (number x)	NUMBER	Returns the hyperbolic sine of x .
sqrt (number x)	NUMBER	Returns the square root of x .
tan (number x)	NUMBER	Returns the trigonometric tangent of angle x expressed in radians.
tanh (number x)	NUMBER	Returns the hyperbolic tangent of x .
toDegrees (number x)	NUMBER	Converts an angle x measured in radians to an approximately equivalent angle measured in degrees.
toRadians (number x)	NUMBER	Converts an angle x measured in degrees to an approximately equivalent angle measured in radians.

Date-Time Functions

Fields of type **Date** and **Date-Time** contain a **numeric value** with the **milliseconds elapsed since January 1, 1970, 00:00:00 GMT**. We usually need to get significant numbers from this numeric value, like YEAR, MONTH, DAY, HOUR, MINUTE, etc.

To achieve this, **Automation Toolbox for Jira** provides a comprehensive set of functions, most of them with **TIMEZONE** as input argument, since any significant number relative to a timestamp depends on the timezone.

Function	Input	Returned value
timePart (number t , timeZone time_zone)	TIMEZONE	Returns the time part of timestamp represented by numeric value t in time_zone time zone. Example: for timestamp March, 25th 2011 23:15 this function returns a NUMBER representing time 23:15 in milliseconds
datePart (number t , timeZone time_zone)	TIMEZONE	Returns the date part of timestamp represented by numeric value t in time_zone time zone. Example: for timestamp March, 25th 2011 23:15 this function returns a NUMBER representing date March, 25th 2011 00:00 in milliseconds

second (number t , timeZone time_zone)	TIMEZONE	Returns the seconds figure of timestamp represented by numeric value t in time_zone time zone. Example: for timestamp March, 25th 2011 23:15:30 this function returns a NUMBER representing 30 seconds in milliseconds.
minute (number t , timeZone time_zone)	TIMEZONE	Returns the minutes figure of timestamp represented by numeric value t in time_zone time zone. Example: for timestamp March, 25th 2011 23:15:30 this function returns a NUMBER representing 15 minutes in milliseconds.
hour (number t , timeZone time_zone)	TIMEZONE	Returns the hours figure of timestamp represented by numeric value t in time_zone time zone. Example: for timestamp March, 25th 2011 23:15:30 this function returns a NUMBER representing 23 hours in milliseconds.
dayOfTheWeek (nu mber t , timeZone ti me_zone)	NUMBER	Returns the day of the week of timestamp represented by numeric value t in time_zone time zone, with Sunday = 1, Monday = 2, ... Saturday = 7. Example: for timestamp March, 25th 2011 23:15 this function returns 6 for Friday as a NUMBER , represented also by macro {FRIDAY} .
dayOfTheMonth (nu mber t , timeZone ti me_zone)	NUMBER	Returns the day of the month of timestamp represented by numeric value t in time_zone time zone. Example: for timestamp March, 25th 2011 23:15 this function returns 25 as a NUMBER .
month (number t , timeZone time_zone)	NUMBER	Returns the month of a timestamp represented by numeric value t in a certain time zone, with January = 1, February = 2, ... December = 12. Example: for timestamp March, 25th 2011 23:15 this function returns 3 for March as a NUMBER , represented also by macro {MARCH} .
year (number t , timeZone time_zone)	NUMBER	Returns the year of a timestamp represented by numeric value t in a certain time zone. Example: for timestamp March, 25th 2011 23:15 this function returns 2011 as a NUMBER .
addDays (number t , number n , timeZone time_zon e)	NUMBER	Returns a timestamp as a NUMBER resultant of adding n days to timestamp t . You should use this function instead of simply adding n * {DAY} , since {DAY} is a macro equivalent to 24 * {HOUR} , not taking into account that once in a year we have a day with 25 or 23 hours due to DST transition. Negative values for n are used in order to subtract instead of adding. Example: addDays(2018/03/27 01:00, -2, LOCAL) returns 2018/03/25 01:00 .
addMonths (number t , number n , timeZone time_zone)	NUMBER	Returns a timestamp resultant of adding n months to timestamp t . You should use this function instead of simply adding n * {MONTH} , since {MONTH} is a macro equivalent to 30 * {DAY} , not taking into account that some months has more or less than 30 days. Negative values for n are used in order to subtract instead of adding. Example: for timestamp t with value March, 25th 2011 23:15 calling to addMonths(t, 3, LOCAL) will return a timestamp as a NUMBER with value June, 25th 2011 23:15

addYears (number t , number n , timeZone time_zone)	NUMBER	Returns a timestamp resultant of adding n years to timestamp t . You should use this function instead of simply adding $12 * \{\text{MONTH}\}$ or $365 * \{\text{DAY}\}$, since that won't take into account that some years have 366 days. Negative values for n are used in order to subtract instead of adding. Example: for timestamp t with value March, 25th 2011 23:15 calling to addYears(t, 10, LOCAL) will return a timestamp as a NUMBER with value March, 25th 2021 23:15
addTimeSkippingWeekends (number t , number timeToBeAdded , timeZone time_zone)	NUMBER	Adds timeToBeAdded to t and returns a NUMBER with the difference that weekends don't count in the sum, e.g., if t represents a date-time which coincides with a Saturday, adding timeToBeAdded = 2 * {HOUR} will return a date-time for next Monday at 02:00 . Use negative values at timeToBeAdded for subtracting time from t .
addTimeSkippingWeekends (number t , number timeToBeAdded , timeZone time_zone , number beginning_of_weekend , number end_of_weekend)	NUMBER	Same as previous function, returns a NUMBER but with a custom defined weekend. Arguments beginning_of_weekend and end_of_weekend take values {MONDAY}, {TUESDAY} ... {SUNDAY} . Example of usage for adding 12 hours to Current date and time using Israeli weekend: addTimeSkippingWeekends({...currentDateTime}, 12 * {HOUR}, LOCAL, {FRIDAY}, {SATURDAY})
addDaysSkippingWeekends (number t , number n , timeZone time_zone)	NUMBER	Returns a timestamp as a NUMBER equivalent of $t + n * \{\text{DAY}\}$ with the difference that weekends don't count in the sum, e.g., if t represents a timestamp which coincides with a Friday, adding n = 1 will return a date-time for next Monday. Negative values for n are used in order to subtract days to t .
addDaysSkippingWeekends (number t , number n , timeZone time_zone , number beginning_of_weekend , number end_of_weekend)	NUMBER	Same as previous function, returns a NUMBER but with a custom defined weekend. Arguments beginning_of_weekend and end_of_weekend take values {MONDAY}, {TUESDAY} ... {SUNDAY} . Example of usage for adding 10 workdays to Due date using Israeli weekend: addDaysSkippingWeekends({...duedate}, 10, LOCAL, {FRIDAY}, {SATURDAY})
subtractDatesSkippingWeekends (number minuend_date , number subtrahend_date , timeZone time_zone)	NUMBER	Returns a timestamp as a NUMBER equivalent "minuend_date - subtrahend_date" subtracting weekend periods from the result, i.e., you get the elapsed working time from subtrahend_date to minuend_date .
subtractDatesSkippingWeekends (number minuend_date , number subtrahend_date , timeZone time_zone , number beginning_of_weekend , number end_of_weekend)	NUMBER	Same as previous function, returns a NUMBER but with a custom defined weekend. Arguments beginning_of_weekend and end_of_weekend take values {MONDAY}, {TUESDAY} ... {SUNDAY} . Example of usage calculating the worktime from Creation to Resolution using Israeli weekend: subtractDatesSkippingWeekends({...resolutiondate}, {...created}, LOCAL, {FRIDAY}, {SATURDAY})
dateToString (number t , timeZone time_zone , language)	NUMBER	Returns a STRING representing the date-time value at t , in a certain time zone , and in a certain language . This function is useful in the Action Update Field to represent as a string the result of a time expression.
dateTimeToString (number t , timeZone time_zone , language)	NUMBER	Returns a STRING representing the date-time value at t , in a certain time zone , and in a certain language . This function is useful in the Action Update Field to represent as a string the result of a time expression.

dateTimeToString (number t , string date_time_pattern , language)	NUMBER	Returns a STRING representing the date-time value at t with a certain custom format defined by date_time_pattern string parameter, using a certain language when using words for months, days of the week, etc. This function is useful in Action Update Field to represent as a string the result of a time expression. Example: <code>dateTimeToString(2011-03-25 11:30, "yyyy.MM.dd 'at' HH:mm:ss", USER_LANG)</code> returns string <code>"2011.03.25 at 11:30:00"</code> .
dateTimeToString (number t , string date_time_pattern , timeZone time_zone , language)	NUMBER	Returns a STRING representing the date-time value at t with a certain custom format defined by date_time_pattern string parameter, in a certain timeZone time_zone , using a certain language when using words for months, days of the week, etc. This function is useful in the Action Update Field to represent as a string the result of a time expression. Example: <code>dateTimeToString(0, "yyyy.MM.dd 'at' HH:mm:ss", GMT, USER_LANG)</code> returns string <code>"1970.01.01 at 00:00:00"</code> . Example: <code>dateTimeToString(0, "yyyy.MM.dd 'at' HH:mm:ss", MST, USER_LANG)</code> returns string <code>"1969.12.31 at 17:00:00"</code> .
monthToString (number t , timeZone time_zone , language)	NUMBER	Returns a STRING with the name of the month for a date-time t , in a certain time zone time_zone , and in a certain language . This function can be used in the Action Update Field to write the name of the month of a date-time field or expression.
dayOfTheWeekToString (number t , timeZone time_zone , language)	NUMBER	Returns a STRING with the day of the week for a date-time t , in a certain time zone time_zone , and in a certain language . This function is useful in the Action Update Field to write the day of the week of a date-time field or expression.
weekOfTheYear (number t , number firstDayOfTheWeek , number minimalDaysInFirstWeek , timeZone time_zone) Available since version 1.1.0	NUMBER NUMBER NUMBER TIMEZONE	Returns the week of the year of the date-time t in a certain time_zone as NUMBER . The parameter firstDayOfTheWeek represents the first day of the week, e.g.: { SUNDAY } in the U.S., and { MONDAY } in Germany. The parameter minimalDaysInFirstWeek represents the minimal number of days required in the first week of the year, e.g., if the first week is defined as the one that contains the first day of the first month of the year, value 1 should be used. If the minimal number of days required must be a full week (e.g. all days of the week need to be in that year), value 7 should be used. Example: <code>weekOfTheYear(2023/01/03, {SUNDAY}, 1, LOCAL)</code> returns 1 . Example: <code>weekOfTheYear(2023/01/03, {MONDAY}, 1, LOCAL)</code> returns 2 . Example: <code>weekOfTheYear(2023/01/03, {MONDAY}, 7, LOCAL)</code> returns 1 .
dayOfTheYear (number t , timeZone time_zone) Available since version 1.1.0	NUMBER TIMEZONE	Returns the day of the year of date-time t in a certain time_zone as NUMBER , e.g. for January 1st the value returned will be 1 . Example: <code>dayOfTheYear(2019/02/01, LOCAL)</code> returns 32 .
stringToDate (string s , timeZone time_zone)	TIMEZONE STRING	Returns a NUMBER with the date-time represented by string s . The numeric value returned corresponds to the milliseconds elapsed since January 1, 1970, 00:00:00 GMT . Valid input string formats are yy/MM/dd HH:mm , yyyy-MM-dd HH:mm , yyyy/MM/dd , yyyy-MM-dd , also formats relative to current time like in JQL queries: "w" (weeks), "d" (days), "h" (hours) or "m" (minutes), or format defined at system property jira.date.time.picker.java.format .

stringToDate (string s , string date_time_pattern)	STRING	<p>Returns a NUMBER with the date-time represented by string s. Expected format of value at parameter "s" is defined by date_time_pattern string parameter. The numeric value returned corresponds to the milliseconds elapsed since January 1, 1970, 00:00:00 GMT.</p> <p>Example: stringToDate("2011.03.25 at 11:30:00", "yyyy.MM.dd 'at' HH:mm:ss") returns a date-time numeric value that can be used for setting a Date Time picker custom field.</p>
stringToDate (string s , string date_time_pattern , string language , string country)	STRING	<p>Returns a NUMBER with the date-time represented by string s. Expected format of value at parameter "s" is defined by date_time_pattern string parameter for a specific language (language code ISO 639-2) and country (country code ISO 3166 alpha-2). The numeric value returned corresponds to the milliseconds elapsed since January 1, 1970, 00:00:00 GMT.</p> <p>Example: stringToDate("Dec 7, 2016 2:10:25 AM PST", "MMM d, yyyy h:mm:ss a z", "eng", "US") returns a date-time numeric value that can be used for setting a Date Time picker custom field.</p>
formatDuration (number duration)	DURATION	<p>Returns a STRING with the pretty representation of a time duration, i.e. a subtraction of 2 date-time values, using the language of current user's profile.</p> <p>Example: formatDuration(2017-01-31 11:30 - 2017-01-30 00:00) returns "1 day, 11 hours, 30 minutes".</p>
shortFormatDuration (number duration)	DURATION	<p>Returns a STRING with the most compact representation possible of a time duration, i.e. a subtraction of 2 date-time values, using the language of current user's profile.</p> <p>Example: shortFormatDuration(2017-01-31 11:30 - 2017-01-30 00:00) returns "1d 11h 30m".</p>
formatWorkDuration (number duration)	DURATION	<p>Returns a STRING similar to function formatDuration() but using the workday and workweek defined at time tracking configuration, instead of 24 hours per day and 7 days per week.</p> <p>Example: formatWorkDuration(5 * 8 * {HOUR} + 2 * 8 * {HOUR} + 3 * {HOUR}) returns "1 week, 2 days, 3 hours", with 8 hours per workday and 5 days per workweek.</p>
shortFormatWorkDuration (number duration)	DURATION	<p>Returns a STRING similar to function shortFormatDuration() but using the workday and workweek defined at time tracking configuration, instead of 24 hours per day and 7 days per week.</p> <p>Example: formatWorkDuration(5 * 8 * {HOUR} + 2 * 8 * {HOUR} + 3 * {HOUR}) returns "1w 2d 3h", with 8 hours per workday and 5 days per workweek.</p>
timeZone (string timeZone_name)	TIMEZONE	<p>Returns the timeZone whose name is represented by string timeZone_name. This function is useful to obtain a timeZone from a string, like the value of a Project Properties.</p> <p>Example: timeZone("DST") returns DST timeZone.</p>

timeInValue (string field field , boolean expression predicate) Available since version 1.1.0	<div>STRING</div> <div>BOOLEAN</div>	<p>Returns the NUMBER of milliseconds a string field with code %{nnnnn} of the current issue has had a value satisfying a boolean expression predicate, where the string value of the field with code %{nnnnn} is represented by ^%.</p> <p>Example: timeInValue(%{00000}, ^% ~~ "ERROR" OR ^% ~~ "WARNING") returns the number of milliseconds the field summary (field code %{00000}) of the current issue has contained any of the words "ERROR" or "WARNING", ignoring the case.</p> <p>Example: timeInValue(%{00094}, count(toStringList(^%, ",") > 1) returns the number of milliseconds the field components (field code %{00094}) of the current issue has contained more than one selected component.</p> <p>Example: timeInValue(%{00017}, ^% in ["Critical", "High"]) returns the number of milliseconds the field priority (field code %{00017}) of the current issue has had a value of Critical or High.</p>
timeInValue (number field field , boolean expression predicate) Available since version 1.1.0	<div>NUMBER</div> <div>BOOLEAN</div>	<p>Returns the NUMBER of milliseconds a number or date-time field with code {nnnnn} of the current issue has had a value satisfying a boolean expression predicate, where the numeric value of the field with code {nnnnn} is represented by ^.</p> <p>Example: timeInValue({00012}, ^ != null) returns the number of milliseconds the field Due date (field code {00012}) of the current issue has had a value.</p> <p>Example: timeInValue({10001}, ^ >= 5 AND ^ <= 10) returns the number of milliseconds a hypothetical numeric field called Passengers (field code {10001}) of the current issue has remained between 5 and 10.</p> <p>Example: timeInValue({10001}, modulus(^, 2) = 0) returns the number of milliseconds a hypothetical numeric field called Passengers (field code {10001}) of the current issue has had an even value (2, 4, 6,...).</p>
timeInValue (string field field , issue list issues , boolean expression predicate) Available since version 1.1.0	<div>STRING</div> <div>ISSUE []</div> <div>BOOLEAN</div>	<p>Returns the sum of milliseconds a string field with code %{nnnnn} has had a value satisfying a boolean expression predicate in distinct issues as NUMBER, where the string value of the field with code %{nnnnn} is represented by ^%.</p> <p>Example: timeInValue(%{00000}, subtasks(), ^% ~~ "ERROR" OR ^% ~~ "WARNING") returns the sum of milliseconds the summary fields (field code %{00000}) of all subtasks of the current issue have contained any of the words "ERROR" or "WARNING", ignoring the case.</p> <p>Example: timeInValue(%{00094}, epic(), count(toStringList(^%, ",") > 1) returns the number of milliseconds the components fields (field code %{00094}) in a linked Epic issue have contained more than one selected component.</p> <p>Example: timeInValue(%{00017}, filterByIssueType(linkedIssues(), "Bug, New Feature"), ^% in ["Critical", "High"]) returns the sum of milliseconds all linked Bugs and New Features of the current issue have had a priority (field code %{00017}) value of Critical or High.</p>

<p>timeInValue(number field field, issue list issues, boolean expression predicate)</p> <p>Available since version 1.1.0</p>	<div>NUMBER</div> <div>ISSUE []</div> <div>BOOLEAN</div>	<p>Returns the sum of milliseconds a number or date-time field with code {nnnnn} has had a value satisfying a boolean expression predicate in distinct issues as <div>NUMBER</div>, where the numeric value of the field with code {nnnnn} is represented by ^.</p> <p>Example: <code>timeInValue({00012}, subtasks(), ^ != null)</code> returns the number of milliseconds the field due date (field code {00012}) of all subtasks of the current issue have had a value.</p> <p>Example: <code>timeInValue({10001}, epic(), ^ >= 5 AND ^ <= 10)</code> returns the number of milliseconds a hypothetical numeric field called Passengers (field code {10001}) of an Epic issue has had a value between 5 and 10.</p> <p>Example: <code>timeInValue({10001}, filterByIssueType(linkedIssues(), "Bug, New Feature"), modulus(^, 2) = 0)</code> returns the number of milliseconds a hypothetical numeric field called Passengers (field code {10001}) has had an even value in any linked Bug or New Feature.</p>
<p>timeInValue(string field field, boolean expression predicate, string schedule_name, timeZone time_zone)</p> <p>Available since version 1.1.0</p>	<div>STRING</div> <div>BOOLEAN</div> <div>STRING</div> <div>TIMEZONE</div>	<p>Returns the <div>NUMBER</div> of milliseconds a string field with code %{nnnnn} of the current issue has had a value satisfying a boolean expression predicate, where the string value of the field with code %{nnnnn} is represented by ^%. The time being calculated by this function is only counted during a defined schedule with name schedule_name for time zone time_zone.</p> <p>Example: <code>timeInValue(%{00000}, ^% ~~ "ERROR" OR ^% ~~ "WARNING", "schedule_name", LOCAL)</code> returns the number of milliseconds the field summary (field code %{00000}) of the current issue has contained any of the words "ERROR" or "WARNING", ignoring the case, within a schedule named schedule_name for the server's default time_zone.</p> <p>Example: <code>timeInValue(%{00094}, count(toStringList(^%, ",") > 1, "schedule_name", LOCAL)</code> returns the number of milliseconds the field components (field code %{00094}) of the current issue has contained more than one selected component, within a schedule named schedule_name for the server's default time_zone.</p> <p>Example: <code>timeInValue(%{00017}, ^% in ["Critical", "High"], "schedule_name", LOCAL)</code> returns the number of milliseconds the current issue has had a priority value of Critical or High (field code %{00017}), within a schedule named schedule_name for the server's default time_zone.</p>

<p>timeInValue(number field field, boolean expression predicate, string schedule_name, timeZone time_zone)</p> <p>Available since version 1.1.0</p>	<div>NUMBER</div> <div>BOOLEAN</div> <div>STRING</div> <div>TIMEZONE</div>	<p>Returns the NUMBER of milliseconds of a number or date-time field with code {nnnnn} of the current issue has had a values satisfying a boolean expression predicate, where the numeric value of the field with code {nnnnn} is represented by ^. The time being calculated by this function is only counted during a defined schedule with name schedule_name for time zone time_zone.</p> <p>Example: <code>timeInValue({00012}, ^ != null, "schedule_name", LOCAL)</code> returns the number of milliseconds the field due date (field code {00012}) of the current issue has had a value, ignoring the case, within a schedule named "my_schedule" for the server's default time_zone.</p> <p>Example: <code>timeInValue({10001}, ^ >= 5 AND ^ <= 10, "schedule_name", LOCAL)</code> returns the number of milliseconds a hypothetical numeric field called Passengers (field code {10001}) of the current issue has had a value between 5 and 10, within a schedule named schedule_name for the server's default time_zone.</p> <p>Example: <code>timeInValue({10001}, modulus(^, 2) = 0, "schedule_name", LOCAL)</code> returns the number of milliseconds a hypothetical numeric field called Passengers (field code {10001}) in current issue has had an even value, within a schedule named schedule_name for the server's default time_zone.</p>
<p>timeInValue(string field field, issue list issues, boolean expression predicate, string schedule_name, timeZone time_zone)</p> <p>Available since version 1.1.0</p>	<div>STRING</div> <div>ISSUE []</div> <div>BOOLEAN</div> <div>STRING</div> <div>TIMEZONE</div>	<p>Returns the NUMBER of milliseconds a string field with code %{nnnnn} has had a value satisfying a boolean expression predicate in distinct issues, where the value of the field with code %{nnnnn} is represented by ^%. The time being calculated by this function is only counted during a defined schedule with name schedule_name for time zone time_zone.</p> <p>Example: <code>timeInValue(%{00000}, subtasks(), ^% ~~ "ERROR" OR ^% ~~ "WARNING", "my_schedule", LOCAL)</code> returns the sum of milliseconds the fields summary (field code %{00000}) of all subtasks of the current issue have have contained any of the words "ERROR" or "WARNING", ignoring the case, within a schedule named schedule_name for the server's default time_zone.</p> <p>Example: <code>timeInValue(%{00094}, epic(), count(toStringList(^%, ",") > 1, "my_schedule", LOCAL)</code> returns the number of milliseconds the field components (field code %{00094}) in the linked Epic issue has contained more than one selected component, within a schedule named my_schedule for the server's default time_zone.</p> <p>Example: <code>timeInValue(%{00017}, filterByIssueType(linkedIssues(), "Bug, New Feature"), ^% in ["Critical", "High"], "my_schedule", LOCAL)</code> returns the sum of milliseconds all linked Bugs and New Features of the current issue have had a priority (field code %{00017}) value of Critical or High., within a schedule named my_schedule for the server's default time_zone.</p>

<p>timeInValue(number field field, issue list issues, boolean expression predicate, string schedule_name, timeZone time_zone)</p> <p>Available since version 1.1.0</p>	<div>NUMBER</div> <div>ISSUE []</div> <div>BOOLEAN</div> <div>STRING</div> <div>TIMEZONE</div>	<p>Returns the NUMBER of milliseconds number or date-time field with code {nnnnn} has had a value satisfying a boolean expression predicate in distinct issues, where the numeric value of the field with code {nnnnn} is represented by ^. The time being calculated by this function is only counted during a defined schedule with name schedule_name for time zone time_zone.</p> <p>Example: <code>timeInValue({00012}, subtasks(), ^ != null, "schedule_name", LOCAL)</code> returns the number of milliseconds the field due date (field code {00012}) of all subtasks of the current issue have had a value, within a schedule named "my_schedule" for the server's default time_zone.</p> <p>Example: <code>timeInValue({10001}, epic(), ^ >= 5 AND ^ <= 10, "schedule_name", LOCAL)</code> returns the number of milliseconds a hypothetical numeric field called Passengers (field code {10001}) in the linked Epicissue has had a value between 5 and 10, within a schedule named "schedule_name" for the server's default time_zone.</p> <p>Example: <code>timeInValue({10001}, filterByIssueType(linkedIssues(), "Bug, New Feature"), modulus(^, 2) = 0, "schedule_name", LOCAL)</code> returns the number of milliseconds a hypothetical numeric field called Passengers (field code {10001}) has had an even value in any linked Bug or New Feature, within a schedule named schedule_name for the server's default time_zone.</p>
<p>fieldChangeTimes(string field field, boolean expression predicate)</p> <p>Available since version 1.1.0</p>	<div>STRING</div> <div>BOOLEAN</div>	<p>Returns the timestamps as NUMBER [] of when a string value of field with code %{nnnnn} has changed satisfying a certain predicate that depends on the values of the field before and after the value change. The string value before the change is represented by ^0%, and after the change by ^1%. The timestamps are returned as a number list sorted in ascending order.</p> <p>Example: <code>fieldChangeTimes(%{00000}, ^0% !~~ "IMPORTANT" AND ^1% ~~ "IMPORTANT")</code> returns the list of timestamps when word "IMPORTANT" has been added to the current issue's summary (field code %{00000}) ignoring the case.</p> <p>Example: <code>fieldChangeTimes(%{00017}, ^0% = null AND ^1% != null)</code> returns the list of timestamps of when the issue priority (field code %{00017}) of the current issue has been set.</p> <p>Example: <code>fieldChangeTimes(%{00017}, ^0% not in ["Critical", "High"] AND ^1% in ["Critical", "High"])</code> returns the list of timestamps when current issue's priority (field code %{00017}) has become Critical or High.</p>

fieldChangeTimes (number field field , b oolean expression p redicate) Available since version 1.1.0	<div>NUMBER</div> <div>BOOLEAN</div>	<p>Returns the timestamps as <div>NUMBER []</div> of when a numeric / date-time value of field with code {nnnnn} h as changed satisfying a certain predicate that depends on the values of the field before and after the value change. The numeric value before the change is represented by ^0, and after the change by ^1. The timestamps are returned as a number list sorted in ascending order.</p> <p>Example: fieldChangeTimes({00012}, ^0 < ^1) r eturns the timestamps of when the Due date (field code { 00012}) has been edited to a higher value.</p> <p>Example: fieldChangeTimes({10001}, abs(^0 - ^1) / ^0 >= 0.25) returns the timestamps of when a hypothetical numeric field called Passengers(field code {10001}) has been edited with a variation of at least 25% over its previous value.</p>
fieldChangeTimes (string field field , issue list issues , boolean expression predicate) Available since version 1.1.0	<div>STRING</div> <div>ISSUE []</div> <div>BOOLEAN</div>	<p>Returns the timestamps as <div>NUMBER []</div> of when a string value of field with code %{nnnnn} in distinct parameter issues have changed satisfying certain predic ate that depends on the values of the fields before and after the value change. The string value before the change is represented by ^0%, and after the change by ^1%. The timestamps are returned as a number list containing a sequence of sorted numeric values in ascending order for each parameter issue.</p> <p>Example: fieldChangeTimes(%{00000}, subtasks(), ^0% !~~ "IMPORTANT" AND ^1% ~~ "IMPORTANT") returns the list of timestamps of when the word "IMPORTANT" has been added the the summary (field code %{00000}) of all current issue's subtasks, ignoring the case.</p> <p>Example: fieldChangeTimes(%{00017}, epic(), ^0% = null AND ^1% != null) returns the list of timestamps of when the issue priority (field code % {00017}) of the current issue's epic has been set.</p> <p>Example: fieldChangeTimes(%{00017}, linkedIssues("is blocked by"), ^0% not in ["Critical", "High"] AND ^1% in ["Critical", "High"]) returns the list of timestamps of when the priority(field code %{00017}) in all blocking linked issues has become Critical or High.</p>
fieldChangeTimes (number field field , is sue list issues , boolean expression predicate) Available since version 1.1.0	<div>NUMBER</div> <div>ISSUE []</div> <div>BOOLEAN</div>	<p>Returns the timestamps as <div>NUMBER []</div> of when a numeric value of field with code {nnnnn} in distinct parameter issues have changed satisfying a certain pred icate that depends on the values of the fields before and after the value change. The numeric value before the change is represented by ^0, and after the change by ^1 . The timestamps are returned as a number list containing a sequence of sorted numeric values in ascending order for each parameter issue.</p> <p>Example: fieldChangeTimes({00012}, subtasks(), ^0 < ^1) returns the timestamps of when the due date (field code {00012}) has been edited to a higher value in any of the current issue's subtasks.</p> <p>Example: fieldChangeTimes({10001}, epic(), abs(^0 - ^1) / ^0 >= 0.25) returns the timestamps when a hypothetical numeric field called Passengers (field code {10001}) in the current issue's epic has been edited with a variation of at least 25% over its previous value</p>
lastFieldChangeTi me (string field field) Available since version 1.1.0	<div>STRING</div>	<p>Returns the timestamp as <div>NUMBER</div> of most recent value update of a field with code %{nnnnn}.</p> <p>Example: lastFieldChangeTime(%{00000}) returns the timestamp of the last update of an issue's summary (field code {00000}).</p>

Time Macros

Date-Time values are numeric values representing the number of **milliseconds** elapsed since **January 1, 1970, 00:00:00 GMT**.

Macros are **aliases for literal / fixed values**. A comprehensive set of time macros is provided to make your expressions more readable.

Macro	Equivalent value
{SECOND}	1000
{MINUTE}	1000 * 60
{HOUR}	1000 * 60 * 60
{DAY}	1000 * 60 * 60 * 24
{WEEK}	1000 * 60 * 60 * 24 * 7
{MONTH}	1000 * 60 * 60 * 24 * 30
{YEAR}	1000 * 60 * 60 * 24 * 365

The following macros are available to be used with function `dayOfTheWeek(t, time_zone)`:

Macro	Equivalent value
{SUNDAY}	1
{MONDAY}	2
{TUESDAY}	3
{WEDNESDAY}	4
{THURSDAY}	5
{FRIDAY}	6
{SATURDAY}	7

The following macros are available to be used with function `month(t, time_zone)`:

Macro	Equivalent value
{JANUARY}	1
{FEBRUARY}	2
{MARCH}	3
{APRIL}	4
{MAY}	5
{JUNE}	6
{JULY}	7
{AUGUST}	8
{SEPTEMBER}	9
{OCTOBER}	10
{NOVEMBER}	11
{DECEMBER}	12

Examples

Input	Output
<code>(2 * 6) / 3</code>	Returns the result of a simple calculation : 4
<code>{...duedate} + 2 * {DAY}</code>	Returns a date which is two days in the future of the current Due Date .
<code>round(({...duedate} - {...currentDateTime}) / {HOUR})</code>	Returns the number of hours from between the current date and time to Due Date .

Strings

Fixed values

- Texts or strings need to be written in **double quotes**, e.g., "This is a string literal."
- Operator + is used for **concatenating string**. e.g., "This is" + " a string." = "This is a string." .
- The **Escape character** is "\" . This character can precede any of the following characters: ", \, n, r, t, f and b in order to invoke an alternative interpretation.
For example, if you want to introduce a double quote in a string literal you should precede it with escape character \ as in "The man said: \"Hello!\"." , where we are using escape character \ to write string Hello! in double quotes.

Variable values (field values)

Text / String field values can be inserted in expressions using field codes with format **%{...somefield}**, or **%{...somefield.i}** for referencing concrete levels in cascading select fields (i = 0 for base level).



Pro tip

For checking if a field has a value you can use **%{...somefield} = null** or **%{...somefield} != null**.

For a concrete level in a **Cascading Select** or **Multi-Cascading Select** field, you should use **%{...somefield.i} = null** or **%{...somefield.i} != null**.

i Any field type has a string value, so you can also use **%{...somefield}** to insert string values of fields of types: **Number**, **Date**, **Date-Time** and **Priority**.

String Functions

Function	Input	Returned value
trim (string s)	STRING	Returns a copy of the STRING without leading and trailing blanks (space and tab characters). Example: <code>trim(" Hello World! ")</code> returns "Hello World!" .
substring (string s, number beginIndex, number endIndex)	STRING	Returns a substring of the STRING beginning at index beginIndex and ending at endIndex - 1 . Thus the length of the substring is endIndex-beginIndex . Example: <code>substring("smiles", 1, 5)</code> returns "mile" .
toUpperCase (string s)	STRING	Returns STRING with all its characters converted to upper case. Example: <code>toUpperCase("heLLo WORLD!")</code> returns "HELLO WORLD!" .
toLowerCase (string s)	STRING	Returns STRINGs with all its characters converted to lower case. Example: <code>toLowerCase("heLLo WORLD!")</code> returns "hello world!" .

capitalizeWords (string s)	<div>STRING</div>	Capitalizes all the whitespace separated words in <div>STRING</div> . Example: <code>capitalizeWords("heLLo WORLD!")</code> returns "HeLLo WORLD!".
capitalizeWordsFully (string s)	<div>STRING</div>	Converts all the whitespace separated words in <div>STRING</div> into capitalized words, that is each word is made up of a titlecase character and then a series of lowercase characters. Example: <code>capitalizeWordsFully("heLLo WORLD!")</code> returns "Hello World!".
replaceAll (string s, string regexp, string replacement)	<div>STRING</div> <div>REGEX</div>	Returns a copy of s where each substring matching the given regular expression regexp has been replaced with the given replacement string. Example: <code>replaceAll(" Hello World ", "\\s", "")</code> returns "HelloWorld".
replaceFirst (string s, string regexp, string replacement)	<div>STRING</div> <div>REGEX</div>	Returns a copy of <div>STRING</div> where the first substring matching the given regular expression regexp has been replaced with the given replacement string. Example: <code>replaceFirst("Hello World", "l", "_")</code> returns "He_lo World".
matches (string s, string regexp)	<div>STRING</div> <div>REGEX</div>	Returns a <div>BOOLOEAN</div> value true if string s matches regular expression regexp , otherwise returns false . Example: <code>matches("readme.txt", ".*\\.txt\$")</code> returns true .
findPattern (string s, string regexp)	<div>STRING</div> <div>REGEX</div>	Returns a <div>STRING []</div> with all substrings in argument s matching regular expression in string argument regexp . Example: <code>findPattern("Between 1900 and 2000 world population increase from 1.5 to 6.1 billions.", "\\d+(\\.\\d+)?")</code> returns ["1900", "2000", "1.5", "6.1"].
findPatternIgnoreCase (string s, string regexp)	<div>STRING []</div> <div>REGEX</div>	Returns a <div>STRING []</div> with all substrings in argument s matching regular expression in string argument regexp . Evaluation of the regular expression is carried out in ignoring case mode. Example: <code>findPatternIgnoreCase("Grass is Green and Sky is Blue.", "red green blue")</code> returns ["Green", "Blue"].
findModify (string s, string regexp, string replacement_expression)	<div>STRING</div> <div>REGEX</div>	Returns a <div>STRING</div> like s, but where all substrings matching regexp have been replaced with the result of evaluating replacement_expression against each these substrings. Argument text_expression is an expression that returns a string , where ^% represents each of the matching substrings, and ^ represents the order of appearance beginning with 1. Example: <code>findModify("The cure for boredom is curiosity.", "[aeiou]", modulus(^, 2) = 1 ? toUpperCase(^%) : ^%)</code> returns "ThE curE for bOredOm is cUriOsity."
findReplaceAll (string s, string find, string replacement)	<div>STRING</div>	Returns a <div>STRING</div> with content of argument s where every occurrence of substring find has been replaced with string replacement . Example: <code>findReplaceAll("Goodbye my love, hello my friend.", "my", "your")</code> returns "Goodbye your love, hello your friend."
findReplaceAllIgnoreCase (string s, string find, string replacement)	<div>STRING</div>	Returns a <div>STRING</div> with content of argument s where every occurrence of substring find, ignoring the case, has been replaced with string replacement . Example: <code>findReplaceAllIgnoreCase("Hello my love, hello my friend.", "hello", "Goodbye")</code> returns "Goodbye my love, Goodbye my friend."

findReplaceFirst (string s , string find , string replacement)	STRING	Returns a STRING with content of argument s where first occurrence of substring find has been replaced with string replacement . Example: <code>findReplaceFirst("Goodbye my love, hello my friend.", "my", "your")</code> returns "Goodbye your love, hello my friend."
findReplaceFirstIgnoreCase (string s , string find , string replacement)	STRING	Returns a STRING with content of argument s where first occurrence of substring find , ignoring the case, has been replaced with string replacement . Example: <code>findReplaceFirstIgnoreCase("Goodbye my love, hello my friend.", "My", "your")</code> returns "Goodbye your love, hello my friend."
length (string s)	STRING	Returns a NUMBER with the length of s . Example: <code>length("Star Wars")</code> returns 9 .
getAscii (number code)	NUMBER	Returns a STRING containing the symbol corresponding to a extended ASCII code ($0 \leq \text{code} \leq 255$). Example: <code>getAscii(65)</code> returns "A" .
similarity (string s1 , string s2)	STRING	Returns a NUMBER value between 0 and 100 representing the percentage of similarity between two strings based on the Jaro Winkler similarity algorithm . 100 represents full equivalence , and 0 represents zero similarity between both string arguments. Examples: <code>similarity("Automation Toolbox for Jira", "Automation Toolbox for Jira")</code> returns 100 <code>similarity("Automation Toolbox for Jira", "Jira WorkflowTolbox")</code> returns 97 <code>similarity("My Gym. Childrens Fitness", "My Gym Children's Fitness Center")</code> returns 92 <code>similarity("D N H Enterprises Inc", "D & H Enterprises, Inc.")</code> returns 91 <code>similarity("ABC Corporation", "ABC Corp'")</code> returns 92 <code>similarity("Hello World!", "Bye bye World!")</code> returns 69 <code>similarity("I caught a lizard", "This is my giraffe")</code> returns 51
escapeHTML (string s)	STRING	Escapes the characters in a STRING using HTML entities. Example: <code>escapeHTML("<Français>")</code> returns "&lt;Fran&ccedil;ais&gt;" .
unescapeHTML (string s)	STRING	Unescapes STRING containing entity escapes to a string containing the actual Unicode characters corresponding to the escapes. Example: <code>unescapeHTML("&quot;bread&quot; &amp; &quot;butter&quot;")</code> returns "\"bread\" & \"butter\"" .
wikiToHTML (string s)	STRING	Renders rich text wiki content of STRING into HTML. Example: <code>wikiToHTML("+Hello *world*!+")</code> return "<p><ins>Hello world!</ins></p>" .
htmlToTxt (string s)	STRING	Renders HTML content of STRING into plain text by removing all the html tags. Example: <code>wikiToHTML("<p>Hello world!</p>")</code> return "Hello world!" .

Examples

Input	Output
"Hello" + " " + "world" + " ."	Hello world.
trim(%{...summary})	Summary of an issue without leading and trailing blanks
%{...description} + "\nLAST USER: " + toUpperCase(%{...currentUser})	Description of an issue and a new line with string "LAST USER: " and the name of current user in upper case.

Issue lists

Overview

The **Issue list data type** is an ordered list of issues.

This data type is returned by functions returning selections of issues (**linked issues**, **sub-tasks**, **issues in a project**, or subsets).



Example

An issue list with 5 elements: [HR-1,HR-2,HR-3]

Issue list functions



Issue list functions either return **issue lists** (e.g. [issuekey-1,issuekey-2,issuekey3,...]) or **string lists** or **number lists** for retrieving **issue fields**

The following functions are intended to build expressions that reference **linked issues**, **sub-tasks**, or doing any kind of **issue selection**, and for retrieving their field values.

Function	Input	Returned value
subtasks()		Returns the <input type="text" value="ISSUE []"/> of sub-tasks of current issue.
subtasks(issue list issues)	<input type="text" value="ISSUE []"/>	Returns the <input type="text" value="ISSUE []"/> of sub-tasks of issues in argument issues . Duplicated issues in argument issues are discarded. Example: subtasks(linkedIssues()) returns the list of sub-tasks of linked issues.
subtasks(string issue_keys)	STRING	Returns the <input type="text" value="ISSUE []"/> of sub-tasks of issues whose keys are in issue_keys . Argument issue_keys is a comma separated list of issue keys. Duplicated issue keys in argument issue_keys are discarded. Example: subtasks(%{...parentIssuekey}) returns the list of sub-tasks of parent issue, i.e., sibling sub-tasks plus current sub-task.
siblingSubtasks()		Returns the <input type="text" value="ISSUE []"/> of sibling sub-tasks of current issue, i.e., all sub-tasks with the same parent as current issue, except current issue. In case current issue is not a sub-task, an empty issue list will be returned. Note that siblingSubtasks() is equivalent to subtasks(%{...parentIssuekey}) EXCEPT issueKeysToIssueList(%{...Issuekey}) , where %{...parentIssuekey} is Parent's issue key and %{...Issuekey} is Issue key.
siblingSubtasks(issue list issues)	<input type="text" value="ISSUE []"/>	Returns the <input type="text" value="ISSUE []"/> of sibling sub-tasks of issues in argument issues , provided they are sub-tasks. Duplicated issues in argument issues are discarded.

siblingSubtasks (string issue_keys)	STRING	Returns the ISSUE [] of sibling sub-tasks of issues whose keys are in issue_keys , provided they are sub-tasks. Argument issue_keys is a comma separated list of issue keys. Duplicated issue keys in argument issue_keys are discarded.
linkedIssues ()		Returns the ISSUE [] of issues linked to current issue, including Epic-Task links. An issue appears in the output as many times as is linked to current issue. Function distinct (issue list) can be used to remove duplicated issues. Example: distinct(linkedIssues() EXCEPT linkedIssues("has Epic, is Epic of")) returns all the issues linked to current issue, excluding Epic-Task issue links.
linkedIssues (string issue_link_types)	STRING	Returns the ISSUE [] of issues linked to current one using issue link types in argument issue_link_types . Argument issue_link_types is a comma separated list of issue link type names, or an empty string ("") for representing all issue link types, i.e., linkedIssues("") is equivalent to linkedIssues() . Example: linkedIssues("blocks, clones") returns all issues linked with to current issue using issue link types blocks or clones .
linkedIssues (string issue_link_types , issue list issues)	STRING ISSUE []	Returns the ISSUE [] of issues linked to those ones in argument issues using issue link types in argument issue_link_types . Duplicated issues in argument issues are discarded. Example: linkedIssues("", subtasks()) returns all issues linked to current issue's sub-tasks using any issue link type.
linkedIssues (string issue_link_types , string issue_keys)	STRING	Returns the ISSUE [] of issues linked to those ones whose keys are in argument issue_keys . Argument issue_keys is a comma separated list of issue keys. Duplicated issue keys in argument issue_keys are discarded. Example: linkedIssues("is blocked by", {%... parentIssuekey}) returns all issues blocking parent issue.
transitionLinkedIssues (string issue_link_types)	STRING	Returns the ISSUE [] of issues linked to current one with links created in current transition screen using issue link types in argument issue_link_types . Argument issue_link_types is a comma separated list of issue link type names, or an empty string ("") for representing all issue link types, i.e., transitionLinkedIssues("") is equivalent to transitionLinkedIssues() . This function is useful for validating only new issue links created by user in transition screen. Example: transitionLinkedIssues("blocks, clones") returns the list of issues linked in current transition's screen using issue link types blocks and clones .
transitively LinkedIssues (string issue_link_types)	STRING	Returns the ISSUE [] of issues directly or transitively linked to current issue using issue link types in argument issue_link_types . Argument issue_link_types is a comma separated list of issue link type names, or an empty string ("") for representing all issue link types. Example of transitive link: if ISSUE-1 blocks ISSUE-2 blocks ISSUE 3 , then ISSUE-1 is blocking transitively ISSUE-3 .
transitively LinkedIssues (string issue_link_types , issue list issues)	STRING ISSUE []	Returns the ISSUE [] of issues directly or transitively linked to those ones in argument issues using issue link types in argument issue_link_types . Argument issue_link_types is a comma separated list of issue link type names, or an empty string ("") for representing all issue link types.
transitively LinkedIssues (string issue_link_types , string issue_keys)	STRING	Returns the ISSUE [] of issues directly or transitively linked to those ones in argument issue_keys using issue link types in argument issue_link_types . Argument issue_link_types is a comma separated list of issue link type names, or an empty string ("") for representing all issue link types.

epic()		Returns an <code>ISSUE []</code> containing current issue's epic, in case current issue is directly under an epic (e.g., a Story). If current issue is a sub-task, then the epic of its parent issue is returned. If current issue is an epic itself, then current issue is returned.
epic(issue list issues)	<code>ISSUE []</code>	Returns the <code>ISSUE []</code> of epic issues under which those issues in argument issues are. If some of those issues are sub-tasks, then the epic of their parent is returned. Duplicated issues in argument issues are discarded. Output can contain duplicated issues. Example: <code>epic(linkedIssues("is blocked by"))</code> returns the list of epics of those issues which are blocking current issue.
epic(string issue_keys)	STRING	Returns the <code>ISSUE []</code> of epic issues under which those issues with keys in issue_keys are. If some of those issues are sub-tasks, the epic of their parent is returned. Argument issue_keys is a comma separated list of issue keys. Duplicated issue keys in argument issue_keys are discarded. Output can contain duplicated issues. Example: <code>epic("CRM-15, HD-21")</code> returns the list of epics under which issues with keys CRM-15 and HD-21 are.
issuesUnderEpic()		Returns an <code>ISSUE []</code> containing issues which are directly under current issue's epic (i.e., Stories are included in the output, but their sub-tasks are not). Current issue's epic is obtained using the logic of function <code>epic()</code> . Current issue is included in the output, except if current issue is an epic itself.
issuesUnderEpic(issue list issues)	<code>ISSUE []</code>	Returns an <code>ISSUE []</code> containing issues which are directly under the epic of issues in argument issues . Duplicated issues are filtered from output. Example: <code>issuesUnderEpic(linkedIssues("is blocked by"))</code> returns the list of issues directly under epics of issues blocking current issue.
issuesUnderEpic(string issue_keys)	STRING	Returns an <code>ISSUE []</code> containing issues which are directly under the epic of issues with keys in argument issue_keys . Argument issue_keys is a comma separated list of issue keys. Duplicated issues are filtered from output. Example: <code>issuesUnderEpic("CRM-15, HD-21")</code> returns the list of issues directly under epic of issues with keys CRM-15 and HD-21 .
siblingIssuesUnderEpic()		Returns an <code>ISSUE []</code> containing issues which are directly under epic of current issue (i.e., Stories are included in the output, but their sub-tasks are not), excluding current issue. Current issue should be an issue directly under an epic, (i.e., it can't be a sub-task or an epic).
siblingIssuesUnderEpic(issue list issues)	<code>ISSUE []</code>	Returns an <code>ISSUE []</code> containing issues which are directly under the epic of issues in argument issues , excluding issues in argument issues from the output. Duplicated issues are filtered from output. Example: <code>siblingIssuesUnderEpic(linkedIssues("is blocked by"))</code> returns the list of issues directly under epics of issues blocking current issue, excluding from the output issues blocking current issue.
siblingIssuesUnderEpic(string issue_keys)	STRING	Returns an <code>ISSUE []</code> containing issues which are directly under the epic of issues with keys in argument issue_keys , excluding from the output issues with keys in argument issue_keys . Argument issue_keys is a comma separated list of issue keys. Duplicated issues are filtered from output. Example: <code>siblingIssuesUnderEpic("CRM-15, HD-21")</code> returns the list of issues directly under epic of issues with keys CRM-15 and HD-21 , excluding from the output issues with keys CRM-15 and HD-21 .

issuesFromJQL (string jql_query)	STRING	Returns the ISSUE [] resulting of the execution of a JQL query represented by string argument jql_query . Visibility permissions applied are those of current user . We advice to use this function for performance reasons when the number of issues to be retrieved or filtered is very high (all issues in a project or various projects). Typically you will want to use this function for replacing any current expression using getIssuesFromProjects() function.
issuesFromJQL (string jql_query , string user_name)	STRING	Returns the ISSUE [] resulting of the execution of a JQL query represented by string argument jql_query . Visibility permissions applied are those of user in argument user_name . We advice to use this function for performance reasons when the number of issues to be retrieved or filtered is very high (all issues in a project or various projects). Typically you will want to use this function for replacing any current expression using getIssuesFromProjects() function.
filterByIssueType (issue list issues , string issue_types)	ISSUE [] STRING	Filters ISSUE [] in argument issues , leaving only those issue types appearing in argument issue_types . Argument issue_types is a comma separated list of issue type names. Example: filterByIssueType(subtasks(), "Bug, Improvement, New Feature") returns the list of sub-tasks with issue types Bug, Improvement or New Feature .
filterByStatus (issue list issues , string statuses)	ISSUE [] STRING	Filters ISSUE [] in argument issues , leaving only those ones in statuses appearing in argument statuses . Argument statuses is a comma separated list of status names. Example: filterByStatus(linkedIssues("is blocked by"), "Open, Reopened, In Progress") returns the list of blocking issues in statuses Open, Reopened or In Progress .
filterByStatusCategory (issue list issues , string status_categories)	ISSUE [] STRING	Filters ISSUE [] in argument issues , leaving only those ones in statuses with categories in status_categories . Argument status_categories is a comma separated list of status category names. Example: filterByStatusCategory(linkedIssues("is blocked by"), "New, In Progress") returns the list of blocking issues in statuses with categories New or In Progress .
filterByResolution (issue list issues , string resolutions)	ISSUE [] STRING	Filters ISSUE [] in argument issues , leaving only those ones with resolutions appearing in argument resolutions . Argument resolutions is a comma separated list of resolution names. If this argument receives an empty string (""), the function will return issues with unset field Resolution. Example: filterByResolution(subtasks(), "Won't Fix, Cancelled") returns the list of sub-tasks with resolutions Won't Fix or Cancelled .
filterByProject (issue list issues , string projects)	ISSUE [] STRING	Filters ISSUE [] in argument issues , leaving only those ones in projects present at argument projects . Argument projects is a comma separated list of project keys. Example: filterByProject(linkedIssues(), "CRM, HR") returns the list of linked issues belonging to projects with keys CRM or HR .
filterByProjectCategory (issue list issues , string project_categories)	ISSUE [] STRING	Filters ISSUE [] in argument issues , leaving only those ones in projects with category in project_categories . Argument project_categories is a comma separated list of project category names. Example: filterByProjectCategory(linkedIssues(), "Development, Production") returns the list of linked issues belonging to projects in categories keys Development or Production .
filterByFieldValue (issue list issues , numeric field field , comparison operator operator , number n)	ISSUE [] NUMBER	Filters ISSUE [] in argument issues , leaving only those issues where logical predicate formed by arguments field operator n is evaluated as true. Available comparison operators are =, !=, <, <=, > and >= . Argument field has format {...somefield} . Example: filterByFieldValue(subtasks(), {00079}, >, 1) returns sub-tasks with more than one Affects Version/s .

filterByFieldValue (issue list issues , string field field , comparison operator operator , string s)	<div>ISSUE []</div> <div>STRING</div>	Filters <div>ISSUE []</div> in argument issues , leaving only those issues where logical predicate formed by arguments field operator s is evaluated as true. Available comparison operators are = , != , < , <= , > , >= , ~ , !~ , in and not in . Case ignoring operators are also available: =~ , !~= , ~~ , !~~ , in~ and not in~ . Argument field has format %{...somefield} for string fields, or %{...somefield.i} for cascading select fields. Example: filterByFieldValue(linkedIssues(), %{...components}, ~, "Web") returns linked issues with component "Web" .
filterByCardinality (issue list l , comparison operator operator , number n)	<div>ISSUE []</div> <div>NUMBER</div>	Returns <div>ISSUE []</div> in l whose cardinality (i.e., the number of times it appears in list l) satisfies the comparison cardinality operator n . Available comparison operators: = , != , < , <= , > and >= . Example: filterByCardinality(linkedIssues(), >, 1) returns a list with all issues linked to current issue with 2 or more issue links.
append (issue list l , issue list m)	<div>ISSUE []</div>	Returns <div>ISSUE []</div> with all issues in arguments l and m . Duplicated issues may appear in output. Use function union(l, m) instead, if you want to avoid repetitions. Example: append(linkedIssues("is blocked by"), subtasks()) returns the list blocking issues plus sub-tasks. If a sub-task is also linked with issue link type "is blocked by" , it will appear twice in the output list.
union (issue list l , issue list m)	<div>ISSUE []</div>	Returns <div>ISSUE []</div> with all issues in argument l or in argument m without duplicated issues. Example: union(linkedIssues(), subtasks()) returns the list of linked issues and sub-tasks of current issue, without issue repetitions.
except (issue list l , issue list m)	<div>ISSUE []</div>	Returns <div>ISSUE []</div> with all issues in argument l which are not in argument m . Duplicated issues in l may appear in output. Use function distinct() to remove them if you need to. Example: except(linkedIssues(), subtasks()) returns the list of linked issues removing those which are also sub-tasks of current issue.
intersect (issue list l , issue list m)	<div>ISSUE []</div>	Returns <div>ISSUE []</div> with all issues in argument l and m simultaneously. Example: intersect(linkedIssues(), subtasks()) returns the list of linked issues which are also sub-tasks of current issue.
distinct (issue list l)	<div>ISSUE []</div>	Returns <div>ISSUE []</div> with all issues in list l without any duplication. Example: distinct(linkedIssues()) returns the list of linked issues, with only one occurrence per issue, although an issue may be linked with more than one issue link type.
fieldValue (string field field , issue list issues)	<div>STRING</div> <div>ISSUE []</div>	Returns the <div>STRING []</div> of string values stored in argument field in those issues in argument issues . Argument field has format %{...somefield} , or %{...somefield.i} for cascading select fields. The number of values in output is the number of issues in argument issues with field set, except for multi-valued fields, for which a value is returned for each selected value in the field. Multi-valued fields are fields of types Multi Select , Checkboxes , Components , Versions , Multi User Picker , Multi Group Picker , Issue Pickers , Attachments and Labels . Example: fieldValue(%{...reporter}, subtasks()) returns the list of reporter users of sub-tasks.
fieldValue (numeric field field , issue list issues)	<div>NUMBER</div> <div>ISSUE []</div>	Returns the <div>NUMBER []</div> of numeric values stored in argument field in those issues in argument issues . Argument field has format {...somefield} . The number of values in output is the number of issues in argument issues with field set. Example: fieldValue({...duedate}, subtasks()) returns the list of Due Dates of sub-tasks.

textOnIssueList (issue list issues , string text_expression)	<div>ISSUE []</div> <div>STRING</div>	Returns a <div>STRING []</div> resulting of evaluating text_expression against each of the issues in argument issues . Argument text_expression is an expression that returns a string , where references to field values of issues in argument issues are done with prefix ^ before field code, e.g., ^%{...summary} is field code for Summary in each of the issues in argument issues . Example: textOnIssueList(subtasks(), ^%{...assignee} = ^%{...reporter} ? ^%{...Issuekey} : null) returns the issue keys of sub-tasks with same user as reporter and as assignee.
mathOnIssueList (issue list issues , number math_time_expression)	<div>ISSUE []</div> <div>NUMBER</div>	Returns a <div>NUMBER []</div> resulting of evaluating math_time_expression against each of the issues in argument issues . Argument math_time_expression is a math/time expression, where references to field values of issues in argument issues are done with prefix ^ before field code, e.g., ^{...duedate} is field code for Due date in each of the issues in argument issues . Example: mathOnIssueList(linkedIssues("is blocked by"), (^{...duedate} != null ? ^{...duedate} - ^{...created} : 0) / {HOUR}) returns a list of numbers with the number of days from issue creation to due date for all issues linked using "is blocked by" issue link type.
numberOfRemoteIssueLinks (string issue_link_types)	<div>STRING</div>	Returns the <div>NUMBER</div> of issue links to other Jira instances using any of the issue link types in argument issue_link_types . Argument issue_link_types is a comma separated list of issue link type names, or empty string ("") for representing all issue link types.
count (issue list I)	<div>ISSUE []</div>	Returns the <div>NUMBER</div> of issues in I . Example: count(filterByResolution(linkedIssues("is blocked by"), "")) returns the number of non-resolved blocking issues.
getIssuesFromProjects (string projects)	<div>STRING</div>	Returns an <div>ISSUE []</div> with all issues of projects in argument projects . Argument projects is a string containing a comma separated list of project keys or project names. Example: getIssuesFromProjects("CRM, HT") returns all issues in project CRM and HT . This function can make your expression run slowly due to the high number of issues retrieved and needing to be filtered. Using issuesFromJQL() for retrieving and filtering issues will make your expression run much faster.
first (issue list I)	<div>ISSUE []</div>	Returns an <div>ISSUE []</div> with the first element in issue list I , or an empty list if I is an empty list.
last (issue list I)	<div>ISSUE []</div>	Returns an <div>ISSUE []</div> with the last element in issue list I , or an empty list if I is an empty list.
nthElement (issue list I , number n)	<div>ISSUE []</div> <div>NUMBER</div>	Returns an <div>ISSUE []</div> with the element at position n in issue list I , where n >= 1 and n <= count(I) . Returns an empty list if n is greater than the number of elements in I .
sublist (issue list I , number indexFrom , number indexTo)	<div>NUMBER</div>	Returns an <div>ISSUE []</div> with elements in I from indexFrom index to indexTo index. Having indexFrom >= 1 and indexFrom <= count(I) and indexTo >= 1 and indexTo <= count(I) and indexFrom <= indexTo .
indexOf (string issue_key , issue list I)	<div>STRING</div>	Returns the index <div>NUMBER</div> in issue list I of issue with key issue_key . Zero is returned when issue is not found in I .
indexOf (issue list element , issue list I)	<div>ISSUE []</div>	Returns the index <div>NUMBER</div> in issue list I of first issue in element . Zero is returned when first issue in element is not found in I .

sort (issue list I , field field , order)	ISSUE []	Returns an ISSUE [] with elements in I ordered according to values of field . Argument field has format {... somefield } for numeric and date-time fields, %{... somefield } for string fields, or %{... somefield.i } for cascading select fields. Available orders are ASC (for ascending order) and DESC (for descending order). Example: sort(linkedIssues("is blocked by"), {...duedate}, ASC) returns the list of issues blocking current issue, sorted in ascending order by Due date .
--	-----------------	---

Examples

Input	Output
subtasks()	Returns the list of sub-tasks of the current issue.
linkedIssues("is blocked by, is caused by")	Returns the list of issues linked to current one through issue link types " is blocked by " and " is caused by ".
filterByIssueType (linkedIssues() , " Bug , Incident ")	Returns the list of linked issues with issue type " Bug " or " Incident ".
filterByPredicate (siblingSubtasks() , %{... resolution } != null)	Returns the list of sibling sub-tasks (i.e., sub-tasks of same parent as current sub-task) which are not resolved.

Number lists

Overview

The **Number list data type** is an ordered list of numbers. This data type is returned, among others, by functions that return values of number fields in a selection of issues (**linked issues**, **sub-tasks**, and **subsets**).

Fixed values

A **number list** can also be written in literal form using the following format: **[number, number, ...]**.



Example

A number list with 5 elements: **[1, -2, 3, 3.14, 2.71]**

Number list functions

The following functions are intended to build expressions that return **number lists** or **numbers**.

Function	Input	Returned value
filterByCardinality (number list I , comparison operator operator , number n)	NUMBER [] NUMBER	Returns a NUMBER [] I whose cardinality (i.e., the number of times it appears in list I) satisfies the comparison cardinality operator n . Available comparison operators: = , != , < , <= , > and >= . Example: filterByCardinality([1, 1, 2, 3, 4, 4, 4, 5], >, 1) returns the following number list: [1, 4] .
filterByValue (number list I , comparison operator operator , number n)	NUMBER [] NUMBER	Returns a NUMBER [] I satisfying the comparison number_in_list operator n . Example: filterByValue([1, 2, 3, 10, 11, 25, 100], >, 10) returns the list of numbers greater than 10. i.e., [11, 25, 100]

filterByPredicate (number list l , boolean expression predicate)	<div>NUMBER []</div> <div>BOOLEAN</div>	Returns a <div>NUMBER []</div> l that validates a predicate. Argument predicate is a boolean expression, where ^ is used for referencing numeric values in argument l . Example: filterByPredicate ([1, 2, 3, 4], ^ > 2) returns values greater than 2, i.e., [3, 4]. Example: filterByPredicate ([1, 2, 3, 4], remainder (^ , 2) = 0) returns even values, i.e., [2, 4].
append (number list l , number list m)	<div>NUMBER []</div>	Returns a <div>NUMBER []</div> with all numbers in arguments l and m . Duplicated numbers may appear in output. Use function union(l, m) instead, if you want to avoid repetitions. Example: append ([1, 2, 3], [3, 4, 5]) returns [1, 2, 3, 3, 4, 5]. Example: append (fieldValue ({00025}, linkedIssues ("is blocked by")), fieldValue ({00025}, subtasks ())) returns a list of numbers with Total Time Spent (in minutes) in blocking issues and sub-tasks. This number list can be summed using function sum() .
union (number list l , number list m)	<div>NUMBER []</div>	Returns a <div>NUMBER []</div> with all numbers in argument l or in argument m without duplicated numbers. Example: union ([1, 2, 3], [3, 4, 5]) returns [1, 2, 3, 4, 5].
except (number list l , number list m)	<div>NUMBER []</div>	Returns a <div>NUMBER []</div> with all numbers in argument l which are not in argument m . Duplicated numbers in l may appear in output. Use function distinct() to remove them if you need to. Example: except ([1, 2, 3, 4, 5], [2, 4]) returns [1, 3, 5].
intersect (number list l , number list m)	<div>NUMBER []</div>	Returns a <div>NUMBER []</div> with all numbers in argument l and m simultaneously. Example: intersect ([1, 2, 3, 4, 5], [9, 7, 5, 3, 1]) returns [1, 3, 5].
distinct (number list l)	<div>NUMBER []</div>	Returns a <div>NUMBER []</div> with all numbers in list l with out any duplication. Example: distinct ([1, 2, 1, 3, 4, 4, 5]) returns [1, 2, 3, 4, 5]. Example: distinct (fieldValue ({... duedate }, linkedIssues ("is cloned by"))) returns a list of dates containing due dates of cloning issues, with only one occurrence per due date, although more than one issue may share the same due date.
count (number list l)	<div>NUMBER []</div>	Returns the <div>NUMBER</div> of numeric values in l . Example: count ([1, 1, 2, 2]) returns 4. Example: count (subtasks ()) - count (fieldValue ({... duedate }, subtasks ())) returns the number of sub-tasks with field " Due Date " unset.
count (number n , number list l)	<div>NUMBER</div> <div>NUMBER []</div>	Returns the <div>NUMBER</div> of times n appears in l . Example: count (1, [1, 1, 2, 2, 1, 0]) returns 3.
sum (number list l)	<div>NUMBER []</div>	Returns the sum of <div>NUMBER</div> values in l . Example: sum ([1, 2, 3, 4, 5]) returns 15. Example: sum (fieldValue ({00025}, subtasks ())) returns the total time spent in minutes in all sub-tasks of current issue.
avg (number list l)	<div>NUMBER []</div>	Returns the arithmetic mean of <div>NUMBER</div> values in l . Example: avg ([1, 2, 3, 4, 5]) returns 3. Example: avg (fieldValue ({00024}, linkedIssues ("is blocked by"))) returns the mean of remaining times in minutes among blocking issues.

max (number list l)	NUMBER []	Returns the maximum NUMBER value in l . Example: <code>max([1, 2, 5, 4, 3])</code> returns 5. Example: <code>max(fieldValue({00024}, linkedIssues("is blocked by")))</code> returns the maximum remaining times in minutes among blocking issues.
min (number list l)	NUMBER []	Returns the minimum NUMBER value in l . Example: <code>min([2, 1, 5, 4, 3])</code> returns 1. Example: <code>min(fieldValue({00024}, linkedIssues("is blocked by")))</code> returns the minimum remaining times in minutes among blocking issues.
first (number list l)	NUMBER []	Returns NUMBER of the first element in number list l , or null if l is an empty list. Example: <code>first([3, 2, 1, 0])</code> returns 3.
last (number list l)	NUMBER []	Returns NUMBER of the first element in number list l , or null if l is an empty list. Example: <code>last([3, 2, 1, 0])</code> returns 0.
nthElement (number list l , number n)	NUMBER [] NUMBER	Returns NUMBER element at position n in number list l , where n >= 1 and n <= count(l) . Returns null if n is greater than the number of elements in l . Example: <code>nthElement([5, 6, 7, 8], 3)</code> returns 7.
getMatchingValue (string key , string list key_list , number list value_list)	STRING NUMBER [] STRING []	Returns NUMBER in value_list that is in the same position as string key is in key_list , or in case key doesn't exist in key_list and value_list has more elements than key_list , the element of value_list in position count(key_list) + 1 . Example: <code>getMatchingValue("Three", ["One", "Two", "Three", "Four", "Five"], [1, 1+1, 3*1, 4, 4+1])</code> returns 3.
getMatchingValue (string key , string list key_list , number list value_list)	NUMBER [] STRING []	Returns NUMBER value in value_list that is in the same position as numeric key is in key_list , or in case key doesn't exist in key_list and value_list has more elements than key_list , the element of value_list in position count(key_list) + 1 . Example: <code>getMatchingValue(5, [1, 3, 5, 7, 9], [1, 1+1, 3*1, 4, 4+1])</code> returns 3.
sublist (number list l , number indexFrom , number indexTo)	NUMBER []	Returns a NUMBER [] with elements in l from indexFrom index to indexTo index. Having indexFrom >= 1 and indexFrom <= count(l) and indexTo >= 1 and indexTo <= count(l) and indexFrom <= indexTo . Example: <code>sublist([1, 2, 3, 4, 5], 2, 4)</code> returns [2, 3, 4].
indexOf (number element, number list l)	NUMBER NUMBER []	Returns the index of NUMBER value element in number list l . Zero is returned when element is not found in l . Example: <code>indexOf(1, [5, 2, 1, 4, 1])</code> returns 3.
sort (number list l , order)	NUMBER []	Returns a NUMBER [] with elements in l sorted in specified order. Available orders are ASC (for ascending order) and DESC (for descending order). Example: <code>sort([2, 4, 3, 1], ASC)</code> returns [1, 2, 3, 4].
textOnNumberList (number list numbers , string text_expression)	NUMBER [] STRING	Returns a STRING [] resulting of evaluating text_expression against each of the numeric values in argument numbers . Argument text_expression is an expression that returns a string , where ^ represents each numeric value in argument numbers . Example: <code>textOnNumberList([1, 2, 3, 4, 5], substring("smile", 0, ^))</code> returns string list ["s", "sm", "smi", "smil", "smile"].

mathOnNumberList (number list numbers , number math_time_expression)	NUMBER []	Returns a NUMBER [] resulting of evaluating math_time_expression against each of the numeric values in argument numbers . Argument math_time_expression is a math/time expression, where ^ represents each numeric value in argument numbers . Example: mathOnNumberList ([1, 2, 3, 4, 5], ^ * 2) returns number list [2, 4, 6, 8, 10].
--	------------------	--

String lists

Overview

The **String list data type** is an ordered list of strings. This data type is returned, among others, by functions that return values of string fields in a selection of issues (**linked issues**, **sub-tasks**, and **subsets**).

Fixed values

A **string list** can also be written in literal form using the following format: [**string**, **string**, ...].



Example

A number list with 5 elements: ["Blue", "Green", "Yellow", "Orange", "Red"]

String list functions

The following functions are intended to build expressions that return **string lists**, **strings** or **numbers**.

Function	Input	Returned value
filterByCardinality (string list l, comparison operator operator, number n)	STRING [] NUMBER	Returns a STRING [] in l whose cardinality (i.e., the number of times it appears in list l) satisfies the comparison cardinality operator n . Available comparison operators: =, !=, <, <=, > and >= . Example: filterByCardinality (["tiger", "tiger", "tiger", "tiger", "lion", "lion", "lion", "cat", "cat", "lynx"], <, 3) returns ["cat", "lynx"]. Example: filterByCardinality (fieldValue(% {...components}, subtasks()), =, count (subtasks())) returns a list with the Components present in all sub-tasks, i.e., those components common to all sub-tasks of current issue.
filterByValue (string list l, comparison operator operator, string s)	STRING [] STRING	Returns a STRING [] in l satisfying the comparison string_in_list operator s . Example: filterByValue (["John", "Robert", "Kevin", "Mark"], ~, "r") returns the list of string containing substring "r". i.e., ["Robert", "Mark"]

filterByPredicate (string list l , boolean expression predicate)	<div>STRING []</div> <div>BOOLEAN</div>	<p>Returns a <div>STRING []</div> in l that validate predicate. Argument predicate is a boolean expression, where ^% is used for referencing string values in argument l.</p> <p>Example: <code>filterByPredicate(["book", "rose", "sword"], length(^%) > 4)</code> returns <code>["sword"]</code>.</p> <p>Example: <code>filterByPredicate(["book", "rose", "sword"], ^% in % {...summary} OR ^% in % {...description})</code> returns a list with those strings in first argument that also appear in issue Summary or Description.</p>
append (string list l , string list m)	<div>STRING []</div>	<p>Returns a <div>STRING []</div> with all strings in arguments l and m. Duplicated string may appear in output. Use function union(l, m) instead, if you want to avoid repetitions.</p> <p>Example: <code>append(["blue", "red", "green"], ["red", "green", "yellow"])</code> returns <code>["blue", "red", "green", "red", "green", "yellow"]</code>.</p> <p>Example: <code>append(fieldValue(% {...fixVersions}, subtasks()), fieldValue(% {...fixVersions}, linkedIssues("is blocked by")))</code> returns a string list with Fix Version /s of sub-tasks and blocking issues.</p>
union (string list l , string list m)	<div>STRING []</div>	<p>Returns a <div>STRING []</div> with all strings in argument l or in argument m without duplicated strings.</p> <p>Example: <code>union(["blue", "red", "green"], ["red", "green", "yellow"])</code> returns <code>["blue", "red", "green", "yellow"]</code>.</p> <p>Example: <code>union(fieldValue(% {...fixVersions}, subtasks()), fieldValue(% {...fixVersions}, linkedIssues()))</code> returns the list of Fix Version/s selected among all sub-tasks and linked issues.</p>
except (string list l , string list m)	<div>STRING []</div>	<p>Returns a <div>STRING []</div> with all strings in argument l which are not in argument m. Duplicated strings in l may appear in output. Use function distinct() to remove them if you need to.</p> <p>Example: <code>except(["blue", "red", "green", "black"], ["red", "green", "yellow"])</code> returns <code>["blue", "black"]</code>.</p> <p>Example: <code>except(fieldValue(% {...fixVersions}, subtasks()), fieldValue(% {...fixVersions}, linkedIssues()))</code> returns the list of Fix Version/s in sub-tasks and not in linked issues.</p>
intersect (string list l , string list m)	<div>STRING []</div>	<p>Returns a <div>STRING []</div> with all strings in argument l and m simultaneously.</p> <p>Example: <code>intersect(["blue", "red", "green", "black"], ["red", "green", "yellow"])</code> returns <code>["red", "green"]</code>.</p> <p>Example: <code>intersect(fieldValue(% {...fixVersions}, subtasks()), fieldValue(% {...fixVersions}, linkedIssues()))</code> returns the list of Fix Version/s common to sub-tasks and linked issues.</p>
distinct (string list l)	<div>STRING []</div>	<p>Returns a <div>STRING []</div> with all strings in list l without any duplication.</p> <p>Example: <code>distinct(["blue", "green", "yellow", "blue", "yellow"])</code> returns <code>["blue", "green", "yellow"]</code>.</p> <p>Example: <code>distinct(fieldValue(% {...assignee}, subtasks()))</code> returns the list of assignees to sub-tasks, with only one occurrence per user, although a user may have more than one sub-task assigned.</p>

count (string list l)	<div>STRING []</div>	Returns the NUMBER of string values in l . Example: <code>count(["blue", "red", "blue", "black"])</code> returns 4. Example: <code>count(distinct(fieldValue(%{... components}, subtasks())))</code> returns the number of Components selected among all sub-tasks.
count (string s , string list l)	<div>STRING</div> <div>STRING []</div>	Returns the NUMBER of times s appears in l . Example: <code>count("blue", ["blue", "blue", "red", "red", "blue", "green"])</code> returns 3.
first (string list l)	<div>STRING []</div>	Returns the first element in STRING list l , or null if l is an empty list. Example: <code>first(["blue", "red", "green"])</code> returns "blue".
last (string list l)	<div>STRING []</div>	Returns the first element in STRING list l , or null if l is an empty list. Example: <code>last(["blue", "red", "green"])</code> returns "green".
nthElement (string list l , number n)	<div>STRING []</div> <div>NUMBER</div>	Returns element at position n in STRING list l , where n >= 1 and n <= count(l) . Returns null if n is greater than the number of elements in l . Example: <code>nthElement(["blue", "red", "green"], 2)</code> returns "red".
getMatchingValue (string key , string list key_list , string list value_list)	<div>STRING</div> <div>STRING []</div>	Returns STRING value in value_list that is in the same position as string key is in key_list , or in case key doesn't exist in key_list and value_list has more elements than key_list , the element of value_list in position <code>count(key_list) + 1</code> . Example: <code>getMatchingValue("Spain", ["USA", "UK", "France", "Spain", "Germany"], ["Washington", "London", "Paris", "Madrid", "Berlin"])</code> returns "Madrid".
getMatchingValue (string key , string list key_list , string list value_list)	<div>STRING</div> <div>STRING []</div>	Returns STRING value in value_list that is in the same position as numeric key is in key_list , or in case key doesn't exist in key_list and value_list has more elements than key_list , the element of value_list in position <code>count(key_list) + 1</code> . Example: <code>getMatchingValue(8, [2, 4, 6, 8, 10], ["Washington", "London", "Paris", "Madrid", "Berlin"])</code> returns "Madrid".
sublist (string list l , number indexFrom , number indexTo)	<div>STRING []</div> <div>NUMBER</div>	Returns a STRING [] with elements in l from indexFrom index to indexTo index. Having indexFrom >= 1 and indexFrom <= count(l) and indexTo >= 1 and indexTo <= count(l) and indexFrom <= indexTo . Example: <code>sublist(["red", "green", "blue", "purple", "white"], 2, 4)</code> returns ["green", "blue", "purple"].
indexOf (string element , string list l)	<div>STRING</div> <div>STRING []</div>	Returns the index NUMBER of string element in string list l . Zero is returned when element is not found in l . Example: <code>indexOf("blue", ["red", "blue", "green"])</code> returns 2.
sort (string list l , order)	<div>STRING []</div>	Returns a STRING [] with elements in l lexicographically ordered. Available orders are ASC (for ascending order) and DESC (for descending order). Example: <code>sort(["red", "blue", "green"], ASC)</code> returns ["blue", "green", "red"].

textOnStringList (string list strings , string text_expression)	STRING []	Returns a STRING [] resulting of evaluating text_expression against each of the strings in argument strings . Argument text_expression is an expression that returns a string, where ^% represents each string in argument strings . Example: <code>textOnStringList(["albert", "riCHard", "MARY"], capitalizeWordsFully(^%))</code> returns <code>["Albert", "Richard", "Mary"]</code> .
mathOnStringList (string list strings , number math_time_expression)	NUMBER []	Returns a NUMBER [] resulting of evaluating math_time_expression against each of the issues in argument issues . Argument math_time_expression is a math/time expression, where ^% represents each string in argument strings . Example: <code>mathOnStringList(["a", "ab", "abc", "abcd", "abcde"], length(^%))</code> returns <code>[1, 2, 3, 4, 5]</code> .

Examples

Input	Output
<code>["red", "blue", "green"]</code>	A string list with the names of 3 colors
<code>fieldValue(%{...summary}, subtasks())</code>	Returns the list of summaries of sub-tasks of the current issue
<code>toStringList(%{...components})</code>	Returns a list with the names of the components of the current issue.
<code>distinct(toStringList(toString(fieldValue(%{...components}, subtasks()), ",")))</code>	Returns a string list with all the components present in the sub-tasks of the current issue without duplicates .

List operators

General Information

There are **three** different data types that return **lists**. i.e., types that are based on lists, or ordered collections of elements.

These **data types** are:

- **Issue lists** **ISSUE []**
- **Number lists** **NUMBER []**
- **String lists** **STRING []**

List Operators

There are **four available operators** for working on **list-based** data types:

Operator	Behavior	Examples
 APPEND m	Returns a list with elements in l followed by elements in m , therefore the number of elements is the sum of the number of elements in l and m . Order is respected. It may contain repeated elements.	<code>[1, 2, 3] APPEND [3, 4, 4] = [1, 2, 3, 3, 4, 4]</code> <code>["blue", "red", "red"] APPEND ["red", "green"] = ["blue", "red", "red", "red", "green"]</code> subtasks() UNION subtasks() returns a list containing twice all the sub-tasks of current issue.

<code>l UNION m</code>	Returns a list with elements in <code>l</code> and elements in <code>m</code> without repetitions. Order is respected.	<pre>[1, 2, 3] UNION [3, 4, 4] = [1, 2, 3, 4]</pre> <pre>["blue", "red", "red"] UNION ["red", "green"] = ["blue", "red", "green"]</pre> <pre>linkedIssues() UNION subtasks() returns a list with linked issues and sub-tasks of current issue without repetitions.</pre>
<code>l INTERSECT m</code>	Returns a list with the elements present in both lists simultaneously. Returned list doesn't contain element repetitions. Order is respected.	<pre>[1, 1, 2, 3] INTERSECT [1, 3, 5] = [1, 3]</pre> <pre>["red", "blue", "blue"] INTERSECT ["blue", "yellow", "yellow"] = ["blue"]</pre> <pre>linkedIssues() INTERSECT subtasks() returns a list with those sub-tasks which are also linked to current issue.</pre>
<code>l EXCEPT m</code>	Returns a list with elements in <code>l</code> which are not present in list <code>m</code> . Returned list doesn't contain element repetitions. Order is respected.	<pre>[1, 2, 2, 3, 3] EXCEPT [2, 5, 6] = [1, 3]</pre> <pre>["red", "red", "blue", "blue", "green"] EXCEPT ["blue", "yellow"] = ["red", "green"]</pre> <pre>linkedIssues() EXCEPT subtasks() returns a list with linked issues which are not sub-tasks of current issue.</pre>



- `l` and `m` are both lists of the same data type: **number**, **string** or **issues**.
- All operators are case insensitive, i.e., they can also be written in lower case: **append**, **union**, **intersect** and **except**.
- There are 4 equivalent and homonym functions available for each type of list, and its behavior is exactly equivalent to that of its corresponding operator. This way, you can choose to use operators or functions according to your preference. Although operators yield shorter expressions and with fewer parentheses, the usage of functions produces a more functional consistent syntax

Precedence Order and Associativity

OPERATORS	PRECEDENCE	ASSOCIATIVITY
<code>l INTERSECT m</code>	1 (highest)	Left-to-Right
<code>l UNION m</code> , <code>l EXCEPT m</code> , <code>l APPEND m</code>	2 (lowest)	Left-to-Right

Selectable fields

Overview

Selectable fields are fields with a **limited domain** or **set of options** or **possible values**.

These fields includes:

- **Select**

- Multi Select
- Radio Button
- Security Level
- Checkboxes
- Components
- Versions
- Multi User Picker
- Multi Group Picker
- Issue Pickers
- Attachments
- Labels

Available functions

Function	Input	Returned value
numberOfSelectedItems (%{...somefield}) : number	FIELD	Returns the NUMBER of selected items in select or multiselect field with field code %{...somefield}.
numberOfAvailableItems (%{...somefield}) : number	FIELD	Returns the NUMBER of available options in select or multiselect field with field code %{...somefield}. It's equivalent to count (availableItems (%{...somefield})) . Disabled options are discarded.
availableItems (%{...somefield}) : string list	FIELD	Returns a STRING [] with available options in select or multiselect field with field code %{...somefield}. Disabled options are discarded. Example: availableItems (%{00103}) returns a string list with all security levels available for the project and current user.
availableItems (%{...somefield}, string option) : string list 0	FIELD	Returns a STRING [] with all available child options in cascading or multilevel cascading field with ID %{...somefield}, and for option parent option . In the case of multilevel cascading fields, a comma separated list of options should be entered. Disabled options are discarded.
allAvailableItems (%{...somefield}) : string list	FIELD	Returns a STRING [] with all available options in select or multiselect field with field code %{...somefield}. Disabled options are included. Example: availableItems (%{00103}) returns a string list with all security levels available for the project and current user.
allAvailableItems (%{...somefield}, string option) : string list	FIELD	Returns a STRING [] with all available child options in cascading or multilevel cascading field with ID %{...somefield}, and for option parent option . In the case of multilevel cascading fields, a comma separated list of options should be entered. Disabled options are included.

Users, groups and roles

Overview

The **expression parser** offers multiple functions to manage user-, group- and role-related information.




Available functions

Function	Input	Returned value
----------	-------	----------------

isInGroup (string user_name , string group_name)	<div>STRING</div>	<div>Checks if a user is in a group. <div>BOOLEAN</div></div> <p>Argument user_name can also be a comma separated list of user names, group names or role names. In that case the function will return true only if all users in the list, groups of the list, and in the roles of the list, are in the group in the second argument.</p> <div> <div></div> <div> Example <code>isInGroup(%{...assignee}, "jira-developers")</code> returns true if Assignee in group jira-developers. </div> </div>
isInRole (string user_name , string role_name)	<div>STRING</div>	<div>Checks if a user or group of users plays a role in current project. <div>BOOLEAN</div></div> <p>Argument user_name can also be a comma separated list of user names, group names or role names. In that case the function will return true only if all users in the list, groups of the list, and in the roles of the list, are in project role in the second argument, for current project.</p> <div> <div></div> <div> Example <code>isInRole(%{...reporter}, "Testers")</code> returns true in Reporter is in project role Testers. </div> </div>
isInRole (string user_name , string role_name , string project_key)	<div>STRING</div>	<div>Checks if a user or group of users plays a role in a certain project. <div>BOOLEAN</div></div> <p>Argument user_name can also be a comma separated list of user names, group names or role names. In that case the function will return true only if all users in the list, groups of the list, and in the roles of the list, are in role in the second argument, for the project in the third argument.</p> <div> <div></div> <div> Example <code>isInRole(%{...currentUser}, "Developers", "CRM")</code> returns true in Current user is in project role Developers in project with key "CRM". </div> </div>
isActive (string user_name)	<div>STRING</div>	<div>Checks if a user is active. <div>BOOLEAN</div></div> <p>Argument user_name can also be a comma separated list of user names, group names or role names. In that case the function will return true only if all users in the list, groups of the list, and in the roles of the list, are active.</p> <div> <div></div> <div> Example <code>isActive(%{...componentLeads})</code> returns true if all users who are component leaders in current project are active. </div> </div>

userFullName (string user_name)	STRING	<p>Returns a STRING with the full name of the user in argument user_name.</p> <p>Argument user_name is a string with a user name, not to be confused with user full name.</p> <div>  Example <code>userFullName(%{...currentUser})</code> returns the user's full name of current user. </div>
userFullName (string list user_names)	STRING []	<p>Returns a STRING [] with the full names of the users in argument user_names.</p> <p>Argument user_names is a string list with user names, not to be confused with users full names.</p> <div>  Example <code>userFullName(toStringList(%{...watchers}))</code> returns a list with the users full names of current issue's watchers. </div>
userEmail (string user_name)	STRING	<p>Returns a STRING with the email of the user in argument user_name.</p> <p>Argument user_name is a string with a user name, not to be confused with user full name.</p> <div>  Example <code>userEmail(%{...currentUser})</code> returns the email of current user. </div>
userEmail (string list user_names)	STRING []	<p>Returns a STRING [] with the emails of the users in argument user_names.</p> <p>Argument user_names is a string list with a user names, not to be confused with users full names.</p> <div>  Example <code>userEmail(toStringList(%{...watchers}))</code> returns a list with the emails of current issue's watchers. </div>
fullNameToUser (string fullName)	STRING	<p>Returns a STRING with the name of a user whose full name is equal to argument fullName.</p> <p>Returned value is a string with a user name.</p>
usersWithEmail (string email)	STRING	<p>Returns a STRING [] with the user names of those users with emails equal to argument email.</p> <p>In case that only one user is expected, function first(string list) can be used to extract a string with its user name.</p>
userProperty (string propertyName , string userName)	STRING	<p>Returns the STRING value of the user property with name propertyName which belongs to user with user name userName.</p> <p>If the user doesn't have the property, " " will be returned.</p>

userProperty (string propertyName , string list userNames)	STRING	Returns the STRING [] of values of the user property with name propertyName in all the users whose names are contained in userNames . The output will contain as many strings as users have the property set.
usersInRole (string projectRoleName)	STRING	Returns the STRING [] of user names (not be confused with full user name) of those active users playing project role with name projectRoleName in current issue's project. Parameter projectRoleName can be a comma separated list of project role names, returning the users that play any of the project roles.
usersInRole (string projectRoleName , string projectKey)	STRING	Equivalent to the previous function that returns a STRING [] with extra argument projectKey for selecting the project argument projectRoleName refers to.
usersInGroup (string groupName)	STRING	Returns the STRING [] of user names of those active users in group with name groupName . Parameter groupName can be a comma separated list of group names, returning the users that belong to any of the groups.
rolesUserPlays (string userName)	STRING	Returns the STRING [] of role names of those project roles the user with name userName plays in current project. Parameter userName can also be a comma separated list of user names , group names and project role names , returning the list of project roles for those users represented by input argument.
rolesUserPlays (string userName , string projectKey)	STRING	Returns the STRING [] of role names of those project roles the user with name userName plays in project with key projectKey . Parameter userName can also be a comma separated list of user names , group names and project role names , returning the list of project roles for those users represented by input argument.
groupsUserBelongsTo (string userName)	STRING	Returns the STRING [] of group names of those groups the user with name userName belongs to. Parameter userName can also be a comma separated list of user names , group names and project role names , returning the list of project roles for those users represented by input argument.
defaultUserRole (string projectRoleName)	STRING	Returns the STRING of the user name of the Assigned to project role project role with name projectRoleName in current issue's project, or " " if no default user is defined for the project role.
defaultUserRole (string projectRoleName , string projectKey)	STRING	Equivalent to the previous STRING function but with extra argument projectKey for selecting the project argument projectRoleName refers to.
lastAssigneeRole (string projectRoleName)	STRING	Returns the STRING of user name of the last user who had current issue assigned, and currently plays project role with name projectRoleName in current issue's project, or " " if current issue was never assigned to a user currently in the project role.
lastAssigneeRole (string projectRoleName , string issueKey)	STRING	Returns the STRING of user name of the last user who had issue with key issueKey assigned, and currently plays project role with name projectRoleName in current issue's project, or null if current issue was never assigned to a user currently in the project role.

leastBusyUserInRole (string projectRoleName)	<div>STRING</div>	<p>Returns the name of the active user playing project role with name projectRoleName in current issue's project, and has the lower number of issues with resolution empty assigned; or " " if there isn't any user in the project role. Parameter projectRoleName can be a comma separated list of project role names, returning the least busy users among the project roles.</p> <div> <div></div> <div> Example <pre>leastBusyUserInRole("Developers")</pre> returns the <div>STRING</div> user playing role Developers in current project with the least number of unresolved issues in all the Jira instance assigned. </div> </div>
leastBusyUserInRole (string projectRoleName , string projectKey)	<div>STRING</div>	<p>Equivalent to the previous function but with extra argument projectKey for selecting the project argument projectRoleName refers to. Example: <code>leastBusyUserInRole("Developers", "CRM")</code> returns <div>STRING</div> of the user playing role Developers in project with key CRM with the least number of unresolved issues in all the Jira instance assigned.</p>
leastBusyUserInRole (string projectRoleName , string projectKey , string jqQuery)	<div>STRING</div>	<p>Equivalent to the previous function but with extra argument jqQuery, used for restricting the issues to be considered to pick the least busy user as a <div>STRING</div>.</p> <div> <div></div> <div> Example <pre>leastBusyUserInRole("Developers", % {...projectKey}, "project = " + {... projectKey})</pre> returns the user playing role Developers in current project, with the least number of unresolved issues in current project assigned. </div> </div>
nextUserInGroup (string groupName , string queueName)	<div>STRING</div>	<p>Returns the <div>STRING</div> name of the next active user in group with name groupName, for a round-robin queue with name queueName.</p> <p>The string queueName is an arbitrary name. The queue is automatically created the first time a queue is used in a function call. Each time the function is called on the same pair of arguments (group, queue), a different user in the group is returned. The queue can be used in different transitions of the same or different workflows within the same Jira instance. null is returned if group is empty.</p> <div> <div></div> <div> Example <pre>nextUserInGroup("jira-developers", "code-review-queue")</pre> returns the username of the next user in group jira-developers for round-robin queue code-review-queue. Each time the function is called with the same pair of arguments, a different username is returned. </div> </div>

Versions

Overview

The **expression parser** offers multiple functions to retrieve **version related** field values.

Available functions

Function	Input	Returned value
unreleasedVersions()		Returns a STRING [] with unreleased version names of current issue's project. Returned versions may be archived. Example: <code>toStringList(%{...versions})</code> any in <code>unreleasedVersions()</code> validates that at least one affected version is unreleased.
unreleasedVersions(string projects)	STRING	Returns a STRING [] with unreleased version names of projects in argument projects . Returned versions may be archived. Arguments projects is a comma separated list of project keys or project names .
releasedVersions()		Returns a STRING [] with released version names of current issue's project. Returned versions may be archived. Example: <code>toStringList(%{...fixVersions})</code> in <code>releasedVersions()</code> validates that all fixed versions are released.
releasedVersions(string projects)	STRING	Returns a STRING [] with released version names of projects in argument projects . Returned versions may be archived. Arguments projects is a comma separated list of project keys or project names . Example: <code>toStringList(^%{...fixVersions})</code> in <code>releasedVersions(^%{...projectKey})</code> validates that all fixed versions of a foreign issue are released.
releaseDates(string versions)	STRING	Returns a NUMBER [] with the release dates for versions in string versions for current issues project. Parameter versions is a comma separated list of version names. Example: <code>releaseDates(%{...fixVersions})</code> returns the list of release dates for Fix Version/s .
releaseDates(string versions, string projects)	STRING	Returns a NUMBER [] with the release dates for versions in string versions for projects in parameter projects . Parameter versions is a comma separated list of version names. Parameter projects is a comma separated list of project keys or project names. Example: <code>releaseDates(%{...versions}, "CRM")</code> returns the list of release dates for affected versions for project with key "CRM".
startDates(string versions)	STRING	Returns a NUMBER [] with the start dates for versions in string versions for current issues project. Parameter versions is a comma separated list of version names. Example: <code>startDates(%{...fixVersions})</code> returns the list of start dates for fixed versions.
startDates(string versions, string projects)	STRING	Returns a NUMBER [] with the start dates for versions in string versions for projects in parameter projects . Parameter versions is a comma separated list of version names. Parameter projects is a comma separated list of project keys or project names. Example: <code>startDates(%{...versions}, "CRM")</code> returns the list of start dates for affected versions for project with key "CRM".
archivedVersions()		Returns a STRING [] with released version names of current issue's project. Returned versions may be archived.
archivedVersions(string projects)	STRING	Returns a STRING [] with released version names of projects in argument projects . Returned versions may either released or unreleased. Arguments projects is a comma separated list of project keys or project names .

latestReleasedVersion()		Returns STRING with the name of the latest released version in current issue's project. Example: <code>latestReleasedVersion()</code> in <code>archivedVersions()</code> validates that the latest released version in current issue's project is archived.
latestReleasedVersion(string projects)	STRING	Returns STRING [] with the name of the latest released version among projects in argument projects . Returned versions may either released or unreleased. Arguments projects is a comma separated list of project keys or project names .
latestReleasedUnarchivedVersion(string projects)	STRING	Returns STRING [] with the name of the latest released version excluding archived ones for projects in argument projects . Returned versions may either released or unreleased. Arguments projects is a comma separated list of project keys or project names .
earliestUnreleasedVersion()		Returns STRING with the name of the earliest unreleased version in current issue's project. Example: <code>earliestUnreleasedVersion()</code> not in <code>archivedVersions()</code> validates that earliest unreleased version in current issue's project is not archived.
earliestUnreleasedVersion(string projects)	STRING	Returns STRING [] with the name of the earliest unreleased version among projects in argument projects . Returned versions may either released or unreleased. Arguments projects is a comma separated list of project keys or project names .
earliestUnreleasedUnarchivedVersion()		Returns STRING with the name of the earliest unreleased version in current issue's project excluding archived ones.
earliestUnreleasedUnarchivedVersion(string projects)	STRING	Returns STRING [] with the name of the earliest unreleased version excluding archived ones for projects in argument projects . Returned versions may either released or unreleased. Arguments projects is a comma separated list of project keys or project names .
unreleasedVersionsBySequence() Available since version 1.1.0		Returns a STRING [] with the unreleased versions in the current project with the default order. Only non-archived versions are returned. The first version in the list is the lowermost version in the version table.
releasedVersionsBySequence() Available since version 1.1.0		Returns a STRING [] with the released versions in the current project with the default order. Only non-archived versions are returned. The first version in the list is the lowermost version in the version table.

Historical field values

Overview

The **expression parser** offers multiple functions to retrieve historical field values.

Functions for accessing historical field values are available for the following fields:

- All **Custom Fields**
- Summary
- Description
- Assignee
- Reporter
- Due date

- Issue status
- Priority
- Resolution
- Environment
- Fix version/s
- Affects version/s
- Labels
- Components
- Security level

Available functions

Function	Input	Returned value
previousValue(%{...somefield})	FIELD	Returns a STRING with the previous value of a field for current issue. It will return null if field was previously uninitialized.
previousValue({...somefield})	FIELD	Returns a NUMBER with the previous value of a numeric or date field for current issue. It will return null if field was previously uninitialized.
previousValue(%{...somefield.i})	FIELD	Returns a STRING with the previous value of a cascading or multi-cascading select field for current issue at level i (with root level = 0). It will return null if field was previously uninitialized.
fieldHistory(%{...somefield})	FIELD	Returns a STRING [] with all the values that a field has ever had in the past for current issue. Values appear in the list in ascending ordered by setting time, i.e., older value has index 1, and most recent value has index count(string_list) . Uninitialized field statuses are represented by empty strings .
fieldHistory({...somefield})	FIELD	Returns a NUMBER [] with all the values that a numeric or date-time field has ever had in the past for current issue. Values appear in the list in ascending ordered by setting time, i.e., older value has index 1, and most recent value has index count(number_list) . Uninitialized field statuses are not represented.
fieldHistory(%{...somefield.i})	FIELD	Returns a STRING [] with all the values that a cascading or multi-cascading select field has ever had in the past for level i (with root level = 0) in current issue. Values appear in the list in ascending ordered by setting time, i.e., older value has index 1, and most recent value has index count(string_list) . Uninitialized field statuses are represented by empty strings.
hasChanged(%{...somefield})	FIELD	<p>Returns BOOLEAN true only if field has changed in current transition.</p> <p>Function hasChanged(field_code) is used when we set a validation that is incompatible with a condition in a same transition, typically when validating a value entered in the transition screen. When Jira evaluates the validations in a transition, it also reevaluates the conditions, and if they are not satisfied an Action X is invalid error message is shown and the transition is not executed.</p> <p>Example: Let's suppose we have a boolean condition like {...duedate} = null (i.e., Due date = null) in a transition, so that it's only shown when Due date is empty. This transition also has a transition screen containing field Due date, and a boolean validation {...duedate} != null, in order to make Due date required in the transition.</p> <p>The configuration described above will not work, since both condition and validation are mutually incompatible. We can fix it replacing the boolean condition with {...duedate} = null OR hasChanged({...duedate}).</p>
hasChanged({...somefield})	FIELD	Returns BOOLEAN true only if numeric or date-time field has changed in current transition.

hasChanged (({...somefield.i})	FIELD	Returns BOOLEAN true only if cascading select field has changed for level i (with root level = 0) in current transition.
---------------------------------------	-------	--

Miscellaneous



Overview

The **expression parser** offers multiple functions that **cannot easily be categorized**.




A comprehensive list can be found below.

Available functions

Function	Input	Returned value
projectProperty (string property_name)	STRING	Returns a STRING with the value of project property with name property_name in current issue's project. null is returned if project property doesn't exist. Example: projectProperty ("maxNumberOfReopenings") returns "3" , provided there is a string { maxNumberOfReopenings=3 } in the description of current issue's project.
projectProperty (string property_name , string project_key)	STRING	Returns a STRING with the value of project property with name property_name in project with key project_key . null is returned if project property doesn't exist. Example: projectProperty ("maxNumberOfReopenings", "CRM") returns "3" , provided there is a string { maxNumberOfReopenings=3 } in the description of project with key CRM .
projectPropertyExists (string property_name)	STRING	Returns BOOLEAN true only if there is a project property with name property_name in current issue's project, i.e., if project's description contains a string like { property_name=value }. Example: projectPropertyExists ("maxNumberOfReopenings") returns true only if there is a string like { maxNumberOfReopenings=x } in the description of current issue's project.
projectPropertyExists (string property_name , string project_key)	STRING	Returns BOOLEAN true only if there is a project property with name property_name in project with key project_key . <div>i Example projectPropertyExists ("maxNumberOfReopenings", "CRM") returns true only if there is a string like {maxNumberOfReopenings=x} in the description of project with key CRM.</div>
isAClone ()		Returns BOOLEAN true only if current issue is a clone of another issue. An issue is a clone of another issue if it's being created by Jira "Clone" operation , or has issue links of type "clones" . This function is useful for bypassing validations in transition Create Issue when the issue is being created by a clone operation.

allComments()		Returns a <code>STRING []</code> with all the comments in current issue in ascension order by creation date.
allComments(string issue_keys)	<code>STRING</code>	<p>Returns a <code>STRING []</code> with all the comments in issues with keys in issue_keys, in order of appearance in issue_keys, and by creation date in ascension order. Argument issue_keys is a comma separated list of issue keys.</p> <div>  Example <code>allComments(%{...parentIssuekey})</code> returns parent issue's comments. </div>
allComments(issue list I)	<code>ISSUE []</code>	<p>Returns a <code>STRING []</code> with all the comments in issues in I, in order of appearance in I, and by creation date in ascension order. Example: <code>allComments(subtasks())</code> returns all the comments in all the sub-tasks of current issue.</p>
allCommenters()		Returns a <code>STRING []</code> with the user names of comment authors and updaters in current issue, in ascension order by commenter's actuation time. The same user appears in the output as many times as the comments the user created and updated.
allCommentCreators()		Returns a <code>STRING []</code> with the user names of comment creators in current issue, in ascension order by commenter's actuation time. A same user appears in the output as many times as comments has created. For anonymous comments an empty string (" ") is returned.
allCommentCreators(string issue_keys)	<code>STRING</code>	Returns a <code>STRING []</code> with the user names of comment creators in issues with keys in issue_keys , in order of appearance in issue_keys , and in ascension order by commenter's actuation time. A same user appears in the output as many times as comments has created. For anonymous comments an empty string (" ") is returned.
allCommentCreators(string list I)	<code>STRING []</code>	Returns a <code>STRING []</code> with the user names of comment creators of issues in I , in order of appearance in I , and in ascension order by commenter's actuation time. A same user appears in the output as many times as comments has created. For anonymous comments an empty string (" ") is returned.
allCommenters(string issue_keys)	<code>STRING</code>	<p>Returns a <code>STRING []</code> with the user names of comment authors and updaters of issues with keys in issue_keys, in order of appearance in issue_keys, and in ascension order by commenter's actuation time. Argument issue_keys is a comma separated list of issue keys.</p> <div>  Example <code>allComments(%{...parentIssuekey})</code> returns a string list with the user names of comment authors of parent issue. </div>
allCommenters(issue list I)		<p>Returns a <code>STRING []</code> with the user names of comment authors and updaters of issues in I in ascension order by actuation time, in order of appearance in I, and in ascension order by commenter's actuation time. Example: <code>allCommenters(linkedIssues("is blocked by"))</code> returns a list with all the commenters and comment updaters for linked issues blocking current issue.</p>

usersWhoTransitioned (string origin_status , string destination_status)	STRING	<p>Returns a <code>STRING []</code> with the names of the users who transitioned current issue from origin_status to destination_status, order ascending by time. An empty string as argument is interpreted as any status.</p> <div> <p>i Example</p> <pre>last(usersWhoTransitioned("Open", "In Progress"))</pre> <p>returns the name of the user who executed transition "Start Progress" more recently.</p> </div>
usersWhoTransitioned (string origin_status , string destination_status , string issue_key)	STRING	<p>Returns a <code>STRING []</code> with the names of the users who transitioned current issue from origin_status to destination_status, order ascending by time. An empty string as argument is interpreted as any status.</p> <div> <p>i Example</p> <pre>count(usersWhoTransitioned("Open", "In Progress", %{\dots parentIssuekey}))</pre> <p>returns the number of times transition "Start Progress" has been executed in parent issue.</p> </div>
timesOfTransition (string origin_status , string destination_status)	STRING	<p>Returns a <code>NUMBER []</code> with the times when current issue was transitioned from origin_status to destination_status, order ascending by time. An empty string as argument is interpreted as any status.</p> <div> <p>i Example</p> <pre>last(timesOfTransition("", "Resolved"))</pre> <p>returns the most recent time when the issue was resolved.</p> </div>
timesOfTransition (string origin_status , string destination_status , string issue_key)	STRING	<p>Returns a <code>NUMBER []</code> with the times when issue with key issue_key was transitioned from origin_status to destination_status, order ascending by time. An empty string as argument is interpreted as any status.</p> <div> <p>i Example</p> <pre>first(usersWhoTransitioned("Closed", "", %{\dots parentIssuekey}))</pre> <p>returns the first time when parent issue was reopened.</p> </div>
componentLeader (string component_name)	STRING	<p>Returns the user name of the component lead with name component_name in current issue's project as <code>STRING</code>. This function also admits a comma separated list of components, and returns a comma separated list of user names. Output will contain repeated user names if a same user is leader of more than one component.</p> <div> <p>i Example</p> <pre>componentLeader(%{\dots components})</pre> <p>returns a comma separated list with the user names of the leaders of current issue's components.</p> </div>

componentLeader (string component_name , string project_key)	STRING	<p>Returns a the user name of the component lead with name component_name in project with key project_key as STRING. This function also admits a comma separated list of components, and returns a comma separated list of user names. Output will contain repeated user names if a same user is leader of more than one component.</p> <div>  Example <pre>componentLeader("Web Portal", "CRM") returns the user name of the leader of the component with name Web Portal in project with key CRM.</pre> </div>
issueIDFromKey (string issue_key)	STRING	<p>Returns a STRING of the internal ID of issue with key issue_key. This function also admits a comma separated list of issue keys, and returns a comma separated list of internal IDs.</p> <div>  Example <pre>issueIDFromKey("CRM-1") returns "10001"</pre> </div>
issueKeyFromID (string issue_ID)	STRING	<p>Returns a STRING of the issue key of issue with internal ID issue_ID. This function also admits a comma separated list of issue IDs, and returns a comma separated list of issue keys.</p> <div>  Example <pre>issueIDFromKey("10001") returns "CRM-1"</pre> </div>
projectKeys()		Returns a STRING [] with all the <i>project keys</i> in the JIRA instance.
projectKeys (string category)	STRING	Returns a STRING [] with the <i>project keys</i> of those projects that belong to project category with name category .
projectName (string project_key)	STRING	Returns a STRING with the name of the project with key project_key .
projectCategory (string project_key)	STRING	Returns a STRING with the category of the project with key project_key .

Functions to temporarily store and retrieve values

Function	Returned value
setBoolean (string variable_name , boolean value) : boolean	<p>Creates a variable named variable_name for storing a boolean value, and assigns it a value, which is also returned in order to be used within an expression.</p> <p>Example: <code>setBoolean("myBoolean" , true)</code></p>
getBoolean (string variable_name) : boolean	<p>Returns the value stored in a boolean variable named variable_name, which was previously created using the setBoolean() function.</p> <p>Example: <code>getBoolean("myBoolean")</code></p>

setNumber (string variable_name , number value) : number	<p>Creates a variable named variable_name for storing a number, and assigns it a value, which is also returned in order to be used within an expression.</p> <p>Example: <code>setNumber("myNumber",100)</code></p>
getNumber (string variable_name) : number	<p>Returns the value stored in a numeric variable named variable_name, which was previously created using the setNumber() function.</p> <p>Example: <code>getNumber("myNumber")</code></p>
setString (string variable_name , string value) : string	<p>Creates a variable named variable_name for storing a string, and assigns it a value, which is also returned in order to be used within an expression.</p> <p>Example: <code>setString("myString","Hello World!")</code></p>
getString (string variable_name) : string	<p>Returns the value stored in string variable named variable_name, which was previously created using the setString() function.</p> <p>Example: <code>getString("myString")</code></p>
setNumberList (string variable_name , number list value) : number list	<p>Creates a variable named variable_name for storing a number list, and assigns it a value, which is also returned in order to be used within an expression.</p> <p>Example: <code>setNumberList("myNumberList",[1,2,3])</code></p>
getNumberList (string variable_name) : number list	<p>Returns the value stored in number list variable named variable_name, which was previously created using the setNumberList() function.</p> <p>Example: <code>getNumberList("myNumberList")</code></p>
setStringList (string variable_name , string list value) : string list	<p>Creates a variable named variable_name for storing a string list, and assigns it a value, which is also returned in order to be used within an expression.</p> <p>Example: <code>setStringList("myStringList",["Hello","World"])</code></p>
getStringList (string variable_name) : string list	<p>Returns the value stored in string list variable named variable_name, which was previously created using the setStringList() function.</p> <p>Example: <code>getStringList("myStringList")</code></p>
setIssueList (string variable_name , issue list value) : issue list	<p>Creates a variable named variable_name for storing an issue list, and assigns it a value, which is also returned in order to be used within an expression.</p> <p>Example: <code>setIssueList("myIssueList",["KEY-1","KEY-2"])</code></p>
getIssueList (string variable_name) : issue list	<p>Returns the value stored in issue list variable named variable_name, which was previously created using setIssueList() function.</p> <p>Example: <code>getIssueList("myIssueList")</code></p>