

sumUp gadgets

Overview

sumUp for Jira Server and Data Center offers **4 different gadgets**:

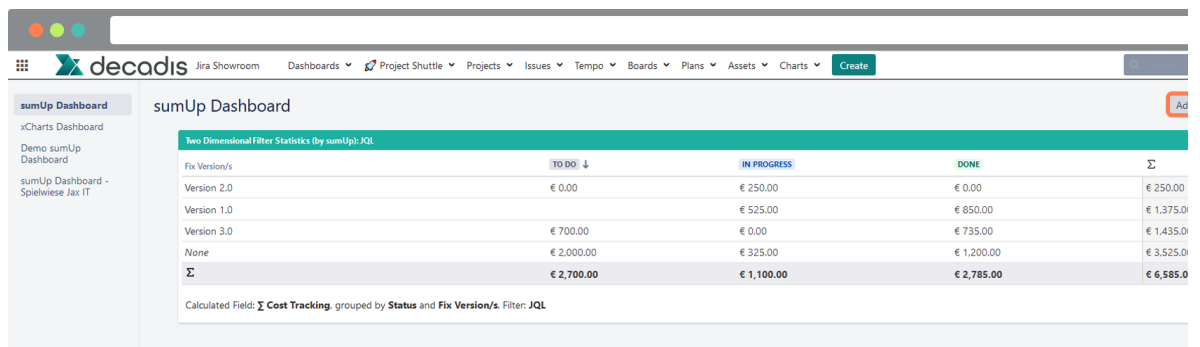
- [Filter Results \(by sumUp\)](#)
- [Two Dimensional Filter Statistics gadget](#)
- [Grouped Filter Results gadget](#)
- [Work Log Report gadget](#)

Since sumUp 3.5.0, the newly created [Filter Results \(by sumUp\)](#) gadget replaces the approach used so far to extend the default [Filter Results gadget \(by Jira\)](#) gadget.

Add a gadget to the dashboard

1

In the **dashboard** configuration hit the "**Add gadget**" button.



The screenshot shows the Jira dashboard configuration interface. The top navigation bar includes 'Jira Showroom', 'Dashboards', 'Project Shuttle', 'Projects', 'Issues', 'Tempo', 'Boards', 'Plans', 'Assets', 'Charts', and a 'Create' button. The left sidebar lists 'sumUp Dashboard' and other dashboard options. The main area displays the 'sumUp Dashboard' gadget titled 'Two Dimensional Filter Statistics (by sumUp): JQL'. The gadget shows a table with columns for 'Fix Version/s', 'TO DO', 'IN PROGRESS', 'DONE', and a summary column 'Σ'. The table data is as follows:

| Fix Version/s | TO DO | IN PROGRESS | DONE | Σ |
|---------------|------------|-------------|------------|------------|
| Version 2.0 | € 0.00 | € 250.00 | € 0.00 | € 250.00 |
| Version 1.0 | | € 525.00 | € 850.00 | € 1,375.00 |
| Version 3.0 | € 700.00 | € 0.00 | € 735.00 | € 1,435.00 |
| None | € 2,000.00 | € 325.00 | € 1,200.00 | € 3,525.00 |
| Σ | € 2,700.00 | € 1,100.00 | € 2,785.00 | € 6,585.00 |

Below the table, it states: 'Calculated Field: Σ Cost Tracking, grouped by Status and Fix Version/s. Filter: JQL.'

2

If you cannot see all gadgets in the opening pop-up window, hit "**Load all gadgets**".

Add a gadget

Mar

CATEGORIES


All 4

Charts 1

Jira 3


Other 1

Wallboard 1


 **More gadgets available**

Additional gadgets have been found and can be loaded.


[Load all gadgets](#)

**Bubble Chart**
By Atlassian • Local


Bubble Charts help you identify popular and significant issues by displaying data in four dimensions.

**Introduction**
By Atlassian • Local

An introduction to this installation of Jira.

**User Timesheet**
By Tempo • Local

Display a user's timesheet, filtered by period.

**xChart Gadget+**
By Decadis AG • Local

Display charts created with xCharts - supporting live parameters.

3

Hit "All" and search for "sumUp". Select one of the gadgets listed there.

Add a gadget

Man

sumUp|

CATEGORIES

- All 4
- Charts 4
- Jira 4
- Other 0
- Wallboard 0



Filter Results (by sumUp)
By Decadis AG • Local

View and sum up issue data. Issues can be selected by filter or JQL query.

[Show XML link](#)



Grouped Filter Results (by sumUp)
By Decadis AG • Local

View and sum up issue data grouped by various options. Issues can be selected by filter or JQL query.

[Show XML link](#)



Two Dimensional Filter Statistics (by sumUp)
By Decadis AG • Local

View and sum up issue data grouped by two dimensions. Issues can be selected by filter or JQL query.

[Show XML link](#)



Work Log Report (by sumUp)
By Decadis AG • Local

View and sum up work logs grouped by individual users. Issues can be selected by filter or JQL query.

[Show XML link](#)

4

Pro tip: Rename the gadget to include information about what users can expect as a result.

Two Dimensional Filter Statistics (by sumUp)

Gadget Title

Story Point Stats

Enter a title for your gadget.

Issue filter

☒ Filter

☐ JQL (only for Jira)

Choose issue filter method.

Saved Filter:

Project Android Story

Quick Find

Advanced Search

Fields to display

Ø Story Points (Story Points)

select field to sum up. [Configure rules.](#)

Group x-axis

Status

Select the field to be grouped on the x-axis.

Group y-axis

Assignee

Select the field to be grouped on the y-axis.

Number of Results:

10

Number of results to display (maximum of {0}).

Refresh Interval:

Never

How often you would like this gadget to update

Save

Minimize

Delete

Edit

Refresh

Since sumUp version **3.6.0** also the specified **formatting template** in the calculation rules get **respected by the gadgets!**

If you still have questions, feel free to refer to our [support](#) team.