

# Issue Navigator

## On this page

[Enable/ disable the calculation row](#) | [Permanent calculation](#) | [Activating the calculation row in Jira's Filter Result gadget](#) | |

sumUp can be used within the **Issue Navigator** to display a calculation row at the bottom of the issue list.

When activated, a result will be displayed for each field in the navigator that has a [calculation rule](#) configured.

If no [calculation rules](#) are configured, the calculation row won't be displayed. Also select List View and select the correct Columns.

DECADIS CO APPS

Dashboards ▾ Projects ▾ Issues ▾ Boards ▾ xPort ▾ Charts ▾ Create

Search

🔍 ⚙️ ? 🧑

New search

«

Story Points

Save as

Details

★

Share

Export ▾

Tools ▾

Find filters

sumUp for Jira

⚙️

⏏️

FILTERS

My open issues

Reported by me

All issues

Open issues

Done issues

Viewed recently

Created recently

Resolved recently

Updated recently

FAVORITE FILTERS

Alana: Deals and ...

All issues for Team...

All open issues for...

Issues

Project sumUp

projectTIS

🟢 "Story Points" is not EMPTY

🔍

Basic

⌵

1-11 of 11 🔍

Columns ▾

T	Key	Summary	Assignee	P	Status	Story Points	Time Spent	Original Estimate
🟢	TIS-110	Afterburner revision VI automation	Unassigned	🔴	WAITING REVIEW	12	2 days, 30 minutes	1 week
🟢	TIS-109	Afterburner revision VI script	Unassigned	🔴	WAITING REVIEW	12	4 days, 1 hour	1 week
🟢	TIS-108	Afterburner revision VI demo	Unassigned	🔵	WAITING REVIEW	3	1 hour, 20 minutes	3 hours, 50 minutes
🟢	TIS-107	Afterburner revision VI prototype	Unassigned	🔴	WAITING REVIEW	5	3 hours	3 hours
...								
🟢	TIS-106	Afterburner revision VI design	Unassigned	🔴	WAITING REVIEW	20	2 hours	1 week
🟢	TIS-105	Afterburner revision V automation	Ryan Lee	🟢	CLOSED	3	1 week	1 week, 1 day
🟢	TIS-104	Afterburner revision V script	Unassigned	🔴	CLOSED	5	1 day	7 hours
🟢	TIS-103	Afterburner revision V demo	Jennifer Evans	🔴	CLOSED	5	2 days	3 days
...								
🟢	TIS-98	Afterburner revision IV demo	Max Taylor	🔴	CLOSED	2	4 days	4 days
🟢	TIS-97	Afterburner revision IV prototype	Jennifer Evans	🔴	CLOSED	5	1 week, 3 days	2 weeks
🟢	TIS-96	Afterburner revision IV design	Unassigned	🔴	CLOSED	3	1 day, 20 minutes	1 day, 5 hours
Σ						75.00 SP	5 weeks, 3 days, 10 minutes	8 weeks, 1 day, 2 hours, 50 minutes

1-11 of 11 🔍

## Enable/ disable the calculation row

If **sumUp** is not activated for Jira Core within [sumUp's global settings](#) under "Manage apps", the **buttons won't be displayed!**

1

When heading to the Issue Navigator, the calculation row can be **activated** by clicking the **toggle button** in the **upper left corner**.

DECADISXAPPS

Dashboards ▾ Projects ▾ Issues ▾ B

New search «

Find filters

sumUp for Jira ⚙

Σ

Story Points

Save as Det

✓ "Story Points" is not EMPTY

## Permanent calculation

If the **permanent calculation is not activated**, the calculation row will be **removed** every time the page reloads.

1

To **keep the calculation row activated** after page reloads, the **permanent calculation** can be activated by hitting the button next to the toggle button in the upper left corner:

DECADISXAPPS

Dashboards ▾ Projects ▾ Issues ▾ B

New search «

Find filters

sumUp for Jira ⚙

Σ

Story Points

Save as Det

✓ "Story Points" is not EMPTY


## Activating the calculation row in Jira's Filter Result gadget

**By default**, the calculation row won't be displayed in the filter results gadget.

It has to be **manually activated** for the filter used in the gadget.

1

To activate the calculation row for the filter used in the gadget, head over to the **Issue Navigator** and click on the **cogwheel** in the upper left corner.



2

In the opening modal, select the filter the calculation row should be displayed for:





















## Update calculation settings for multiple filters

When enabled, a sum row will be permanently displayed when viewing the filter in the **issue navigator** or in the default **Filter Results** gadget on a dashboard.

Filter name	Permanent calculation
<input type="text" value="Search"/>	<input type="button" value="Enable all"/>
AC Blocked Tickets	<input checked="" type="checkbox"/>
Alana: Deals and Offers	<input checked="" type="checkbox"/>
All issues for Teams in Space	<input type="checkbox"/>
All open issues for Teams in Space	<input type="checkbox"/>
Approved (MAC)	<input checked="" type="checkbox"/>
Approved (MB)	<input checked="" type="checkbox"/>
ARM Closed	<input checked="" type="checkbox"/>

3

When now using one of the selected filters in the gadget, the calculation row will be displayed and should look like this:

Filter Results: Story Points				
T	Key	Summary	P	Story Points
	TIS-110	Afterburner revision VI automation		12
	TIS-109	Afterburner revision VI script		12
	TIS-108	Afterburner revision VI demo		3
	TIS-107	Afterburner revision VI prototype		5
	TIS-106	Afterburner revision VI design		20
	TIS-105	Afterburner revision V automation		3
	TIS-104	Afterburner revision V script		5
	TIS-103	Afterburner revision V demo		5
	TIS-98	Afterburner revision IV demo		2
	TIS-97	Afterburner revision IV prototype		5
$\Sigma$				72.00 SP
$\Sigma$				75.00 SP
1–10 of 11				

If you still have questions, feel free to refer to our [support](#) team.