

Get started

Jira is a perfect issue tracker but staying on top of essential project data is tedious, if not impossible using just built-in functionalities. **sumUp for Jira Cloud** is filling this void by offering a lightweight but powerful solution to aggregate your data on dashboards with just a few clicks.

sumUp for Jira Cloud extends the built-in Jira reporting capabilities by adding four essential and highly configurable dashboard gadgets. The new gadgets combine the familiar use and functionality of selected system gadgets with extended real-time calculation features such as:

- Grouping issues by field values to make your data shine even more.
- Extended custom field support for additional fields to display.
- The flexibility to use JQL queries instead of saved filters in the gadget configuration to avoid the need of managing filter permissions.

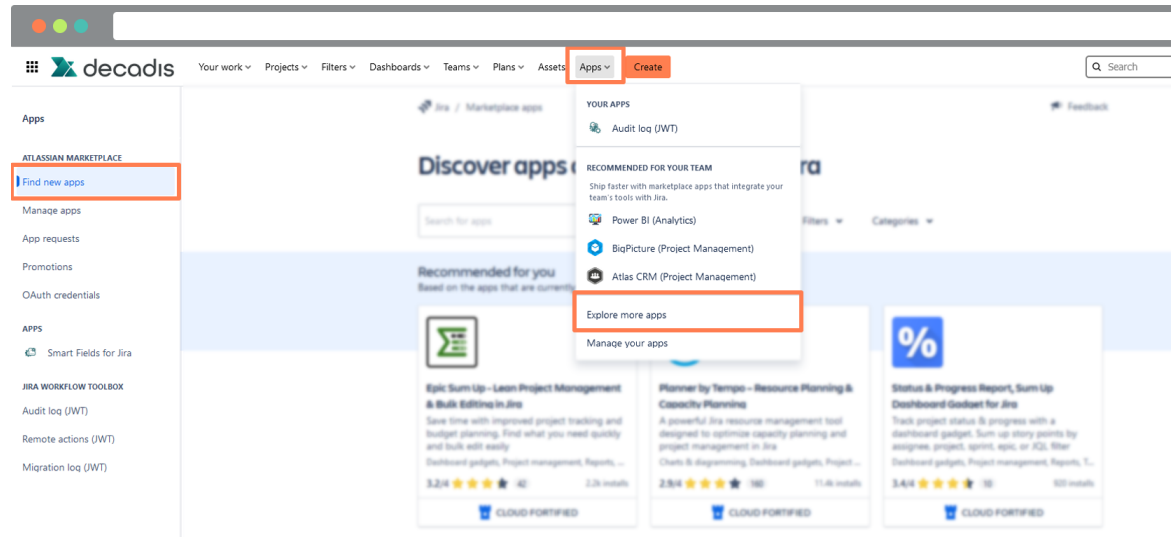
Install sumUp for Jira Cloud

Installing sumUp for Jira Cloud is straightforward:

1. Get the sumUp app from the [Atlassian marketplace](#)
2. Add sumUp for Jira Cloud directly from your UPM:

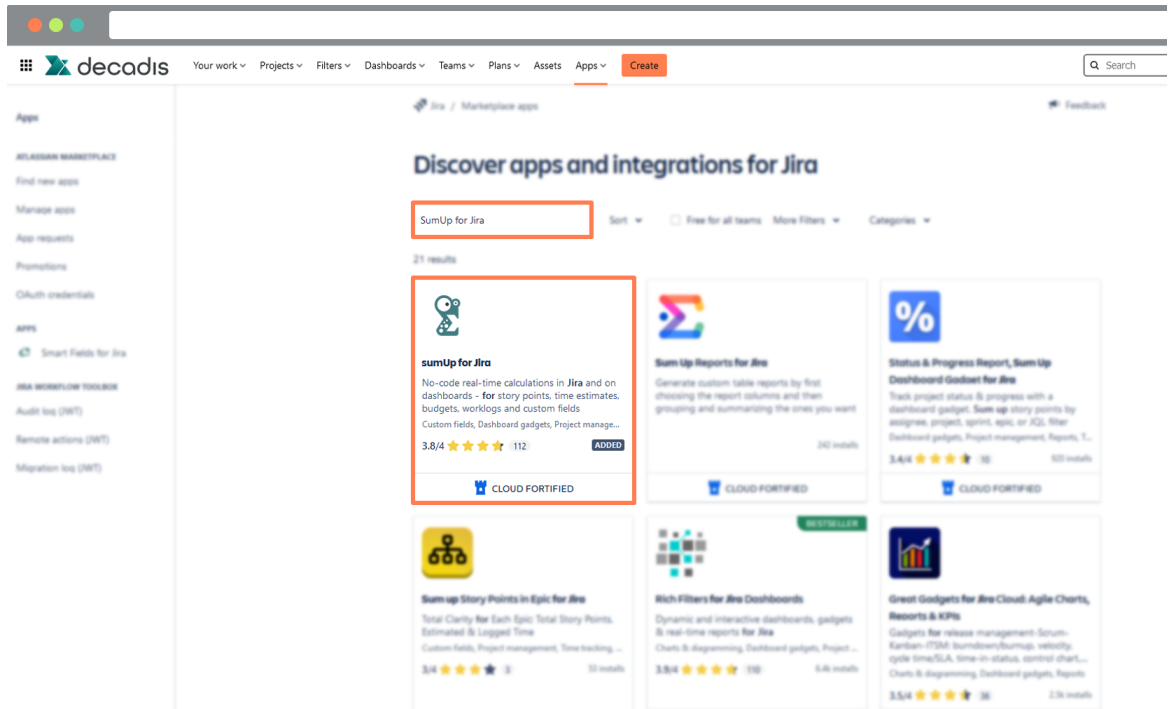
1

Head over to **Apps** Explore more apps.



2

Search for **sumUp**.



3

Have a look at [First steps](#) to start customizing your [gadgets](#).

If you still have questions, feel free to refer to our [support team](#).

First steps

sumUp for Jira Cloud adds **four new powerful gadgets** to your Jira Cloud instance that can be added to any Jira dashboard.

After [installing](#) the app, simply head over to any **dashboard you own** or **create** a new one.

Dashboards

Create

1

To create a new dashboard, head over to **Dashboards** **Create dashboard**

2

In the pop-up window give a **name** to the dashboard, a description (optional), and the viewing and editing user lists, then click on **save**.

3

Edit dashboard

On the upper right side of your dashboard click on the **ellipsis menu ...** to display the options you can use to edit and configure your dashboard.

T	Key	Summary	P	Story Points	Notes	Watchers
Story	BROW-05	Implement bookings table	Major	5		
Story	BROW-04	Search for available dates	Minor	3		
Story	BROW-03	Mybookings page	Major	2		
Story	BROW-02	Trip sharing and commenting	Major	8		
Story	BROW-01	Trip favorites	Major	8		
Story	BROW-30	Name trips	Major	2		
Story	BROW-29	Trip destination selection - multi-dest	Major	2		
Story	BROW-28	Create new trips wizard	Major	3		
Story	BROW-27	List existing trips	Major	5		
Story	BROW-26	Trip management frontend framework	Major	5		
Story	BROW-25	Trip destination selection - single dest	Minor	2		
Story	BROW-04	Trip date editing	Minor	4		

1

Edit and share

In the pop-up window give a **name** to the dashboard, a description (optional), and the viewing and editing user lists, then click on **save**.

2

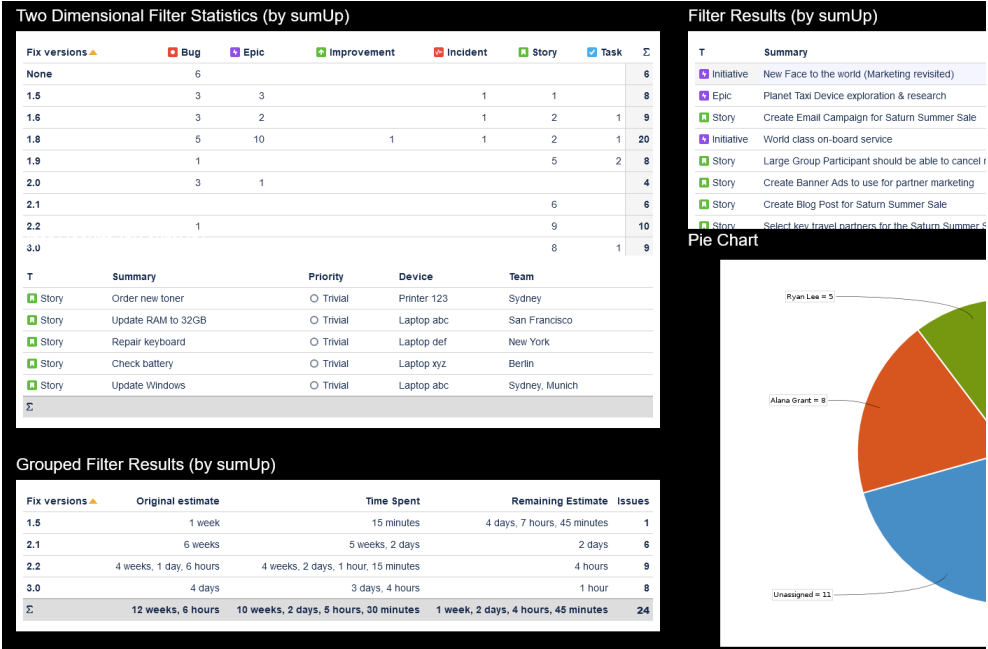
Copy

Make a copy of the desired dashboard and give it a name and a description like when creating a new one except that this one would have a copy of content from the original dashboard.

3

View as wallboard

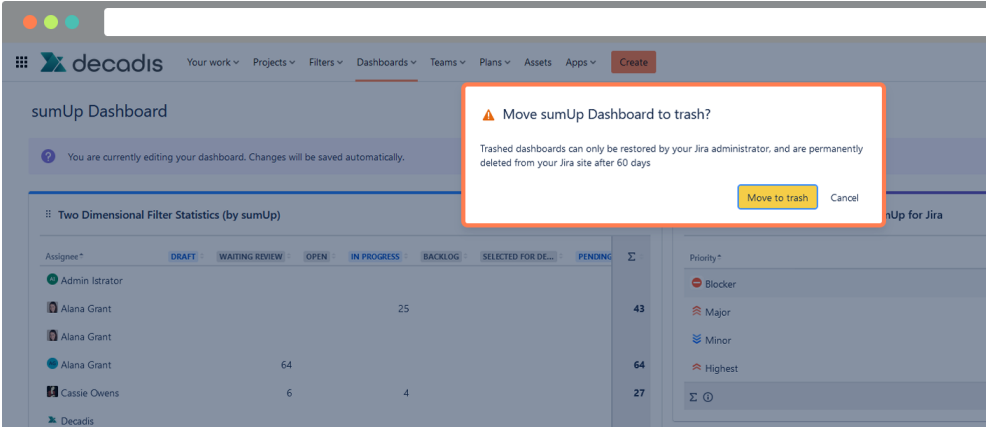
This gives you a better view of your dashboard in one full screen view



4

Delete

This option permanently deletes your dashboard. A confirmation pop-up message will appear when you click on delete to double check if you want to proceed.



5

Wallboard slide show

You need to configure a wallboard slide show before viewing it.

In the **configure wallboard**

1

Add **at least** two dashboards to display

Choose the desired **transition effect** (could be also set to **none**)

2
3

Set how many **seconds** it takes to change the dashboard display, then click on **save**.

4

Click on **view wallboard slide show** to see your results.

Press **Esc** to exit the slide show.

To get familiar with the different options the various **gadgets** have to offer we suggest adding all of them to your dashboard.

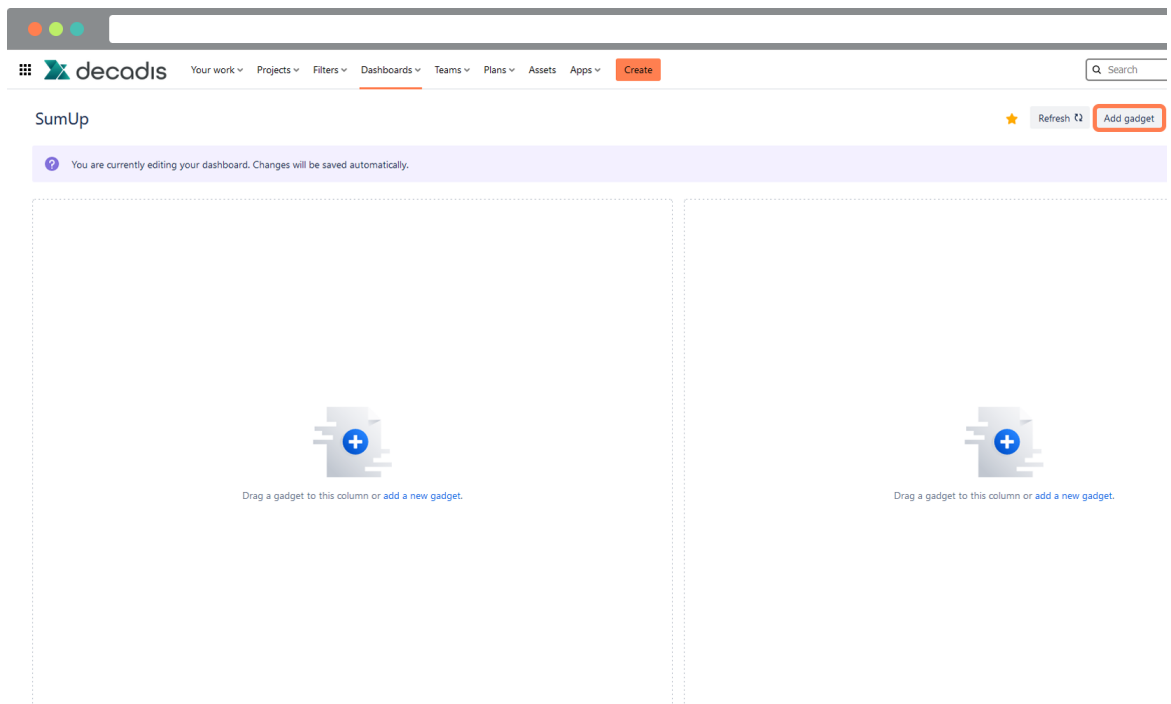
Add gadgets

Add gadgets

Simply add the gadget you need to your dashboard(s) and configure them according to your requirements.

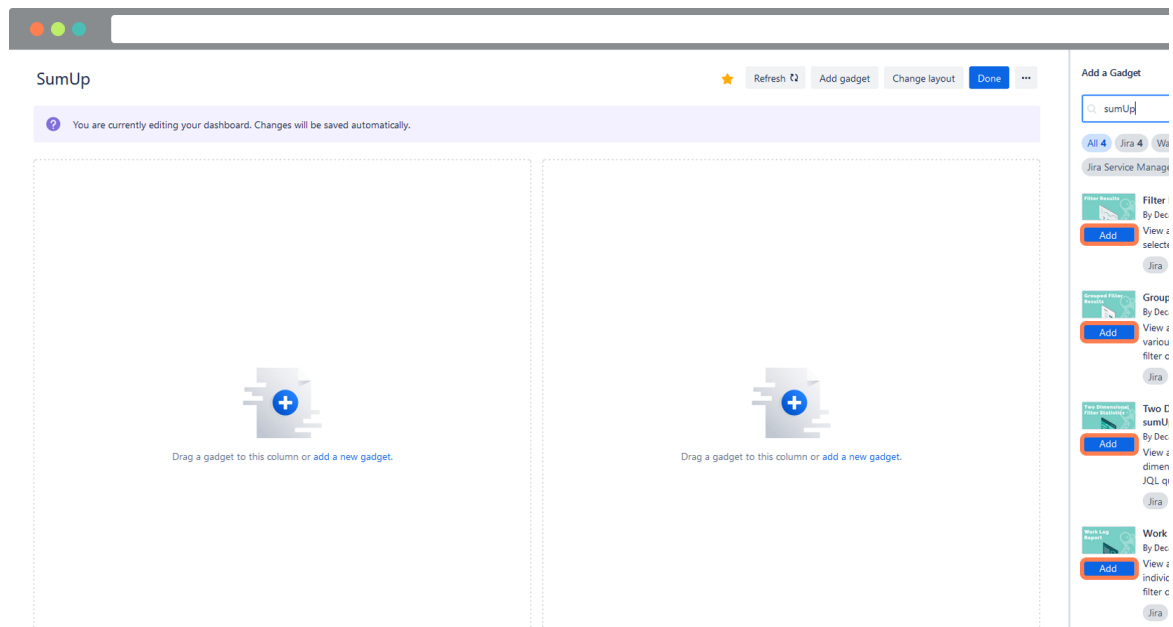
1

To use **sumUp** on your dashboard view, click on **Add gadget** on the right side of your screen



2

An add gadget menu will slide from the right hand side of the screen, on search gadgets type in **sumUp** then click on **add** under the image of the desired gadget:



3

Configure the gadgets according to your needs. More details on the various **parameters** can be found on the relevant pages:

- [Filter Results \(by sumUp\)](#)
- [Two Dimensional Filter Statistics \(by sumUp\)](#)
- [Grouped Filter Results \(by sumUp\)](#)
- [Work Log Report \(by sumUp\)](#)

decadis

Your work

Projects

Filters

Dashboards

Teams

Plans

Assets

Apps

Create

Q

Search

sumUp Dashboard

★ Refresh Add gadget

?

You are currently editing your dashboard. Changes will be saved automatically.

Two Dimensional Filter Statistics (by sumUp)

Assignee*

DRAFT

WAITING REVIEW

OPEN

IN PROGRESS

BACKLOG

SELECTED FOR DE

PENDING

Σ

Admin Istrator										
Alana Grant				25						43
Alana Grant										
Alana Grant			64							64
Cassie Owens			6		4					27
Decadis										
Decadis Apps										12
Decadis Atlassian Sales										
flipit										
Harvey Jennings				25						40
Σ	3	212	0	93	0	0	0	0	0	2.592

Grouped Filter Results (by sumUp)

Project*

Time Spent

Story Points

Issues

Issues

Android App	1 day	306	29	29
Blue Leaf Mobile App	3 hours, 45 minutes	0	14	14
Create awesome software	1 week, 3 days, 6 hours	0	10	10
Decadis Customer Service	4 weeks, 3 days, 6 hours, 45 minutes	0	43	43
Demo Project	2 hours	0	4	4
Employee Onboarding	0	0	12	12
Financial Month End	0	0	2	2
HR Candidate Tracking	1 day, 1 hour, 45 minutes	0	15	15
iOS App	0	229	22	22
IT Support	0	0	5	5
Σ	1 year, 17 weeks, 2 days, 6 hours, 32 minutes	2.592	692	692

Two Dimensional Filter Statistics: sumUp for Jira

Priority*

Highest

Blocker

Major

Minor

Σ

Filter Results: sumUp for Jira

T	Key	Summary	Priority	Story Point
Story	BROW-35	Implement bookings table	Major	5
Story	BROW-34	Search for available dates	Minor	3
Story	BROW-33	MyBookings page	Major	2
Story	BROW-32	Trip sharing and commenting	Major	8
Story	BROW-31	Trip favorites	Major	8
Story	BROW-30	Name trips	Major	2
Story	BROW-29	Trip destination selection - multi-dest	Major	2
Story	BROW-28	Create new trips wizard	Major	3
Story	BROW-27	List existing trips	Major	5
Story	BROW-26	Trip management frontend framework	Major	5
Story	BROW-25	Trip destination selection - single dest.	Minor	2
Story	BROW-24	Trip date editing	Minor	4
Σ				95

1-12 of 26

Pie Chart: Overdue

Assignee

Total Issues: 25

Unassigned	10
Alana Grant	3
Cassie Owens	3
Harvey Jennings	3
Mitch Davis	2
Decadis Apps	1

4 minutes ago

Edit gadgets

Edit gadgets

After adding the desired gadget(s), you can edit them according to your preferences even when it comes to color and naming.

Click on the ellipsis menu ... on the top right corner of the gadget then you will see a variety of options you can do to configure and customize your gadget

1

Highlight color

Choose the desired color to highlight your dashboard.

The screenshot shows the Decadis dashboard for Jira Cloud. The top navigation bar includes links for 'Your work', 'Projects', 'Filters', 'Dashboards', 'Teams', and 'More', along with a 'Create' button and a search bar. The dashboard title is 'sumUp for Jira Cloud'. Below the title, there's a status bar indicating 'You are currently editing your dashboard. Changes will be saved automatically.' The main content area displays two filter statistics tables.

Two Dimensional Filter Statistics (by sumUp)

Fix versions *	Epic	Story	Σ
None	595	273	868
Android 1.0	130	27	157
Android beta	60	20	80
Browser 1.0	80	21	101
Browser Alpha		25	25
Browser Beta	15	49	64
iOS 1.0	70		70
iOS beta	40	119	159
Partnerweb	270		270
PI 1	200		200
Σ	1.889	703	2.592

Grouped Filter Results (by sumUp)


Project *	Time Spent	Story Points
Android App	1 day	306
Blue Leaf Mobile App	3 hours, 45 minutes	0
Create awesome software	1 week, 3 days, 6 hours	0
Decadis Customer Service	4 weeks, 3 days, 6 ho...	0
Demo Project	2 hours	0
Employee Onboarding	0	0
Financial Month End	0	0
HR Candidate Tracking	1 day, 1 hour, 45 minut...	0
iOS App	0	229
IT Support	0	0
Σ	1 year, 17 weeks, 2 d...	2.592

This is helpful to sort your dashboards by color.

2

Refresh


Refresh the data your dashboard is displaying.


Your work ▾ Projects ▾ Filters ▾ Dashboards ▾ Teams ▾ More ▾ Create

Q Search

sumUp for Jira Cloud

★
Refresh ↻
Add gadget
Change layout


You are currently editing your dashboard. Changes will be saved automatically.

Two Dimensional Filter Statistics (by sumUp)

Fix versions *

Epic

Story

Σ

None	595	273	868
Android 1.0	130	27	157
Android beta	60	20	80
Browser 1.0	80	21	101
Browser Alpha		25	25
Browser Beta	15	49	64
iOS 1.0	70		70
iOS beta	40	119	159
Partnerweb	270		270
PI 1	200		200
Σ	1.889	703	2.592

Grouped Filter Results (by sumUp)

Project *

Time Spent

Story Points

Android App	1 day	306
Blue Leaf Mobile App	3 hours, 45 minutes	0
Create awesome software	1 week, 3 days, 6 hours	0
Decadis Customer Service	4 weeks, 3 days, 6 ho...	0
Demo Project	2 hours	0
Employee Onboarding	0	0
Financial Month End	0	0
HR Candidate Tracking	1 day, 1 hour, 45 minut...	0
iOS App	0	229
IT Support	0	0
Σ	1 year, 17 weeks, 2 d...	2.592

The time it takes to refresh depends on the amount of data the dashboard is displaying.

3

Configure

You can configure your gadgets directly from the dashboard by clicking on the **configure** option.

Two Dimensional Filter Statistics (by sumUp)



Which issues do you want to analyse? *

Custom JQL



Which field do you want to sum up? *

Add field



Which field do you want to see on the x-Axis? *

Status



Which field do you want to see on the y-Axis? *

Project



How many rows do you want to display per page? *

10

Choose additional options

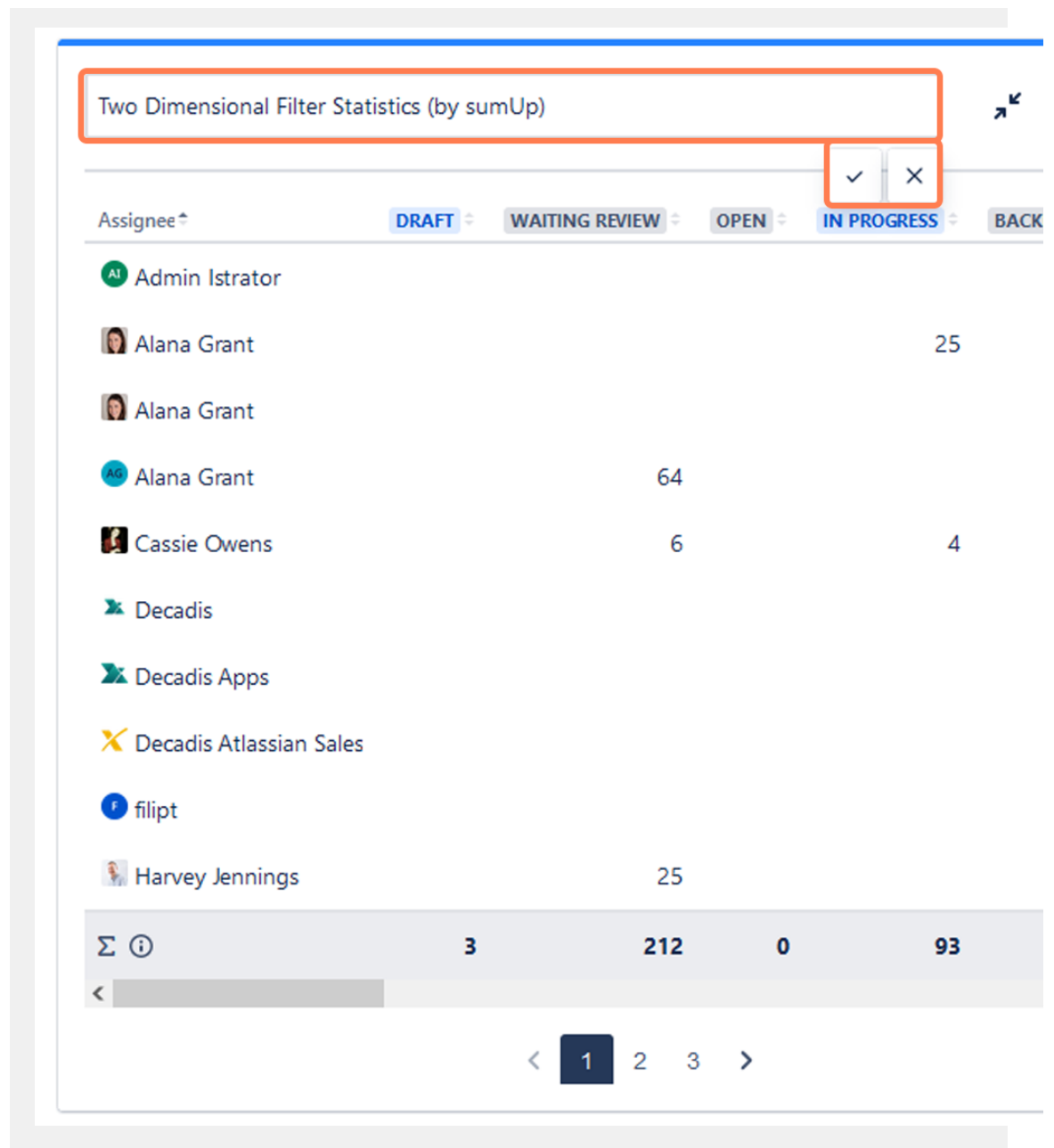
- ☐ Do you want to refresh your data every 15 minutes?
- ☐ Do you want to group by name instead of ID?
- ☐ Do you want to include links to the issue navigator?

Save

4

Rename

Pro tip: Rename the gadget (by clicking on the **Title ...** and then rename, as shown below) to include information about what users can expect as a result.



5

View aid

You can minimize or maximize the gadgets to have the view that fits you better.

Your work

Projects

Filters

Dashboards

Teams

More

Create

Q Search

sumUp for Jira Cloud

★

Refresh ↺

Add gadget

Change layout

?

You are currently editing your dashboard. Changes will be saved automatically.

Two Dimensional Filter Statistics (by sumUp)

Fix versions *

	Epic	Story	Σ
None	595	273	868
Android 1.0	130	27	157
Android beta	60	20	80
Browser 1.0	80	21	101
Browser Alpha		25	25
Browser Beta	15	49	64
iOS 1.0	70		70
iOS beta	40	119	159
Partnerweb	270		270
PI 1	200		200
Σ	1.889	703	2.592

Grouped Filter Results (by sumUp)

Project *	Time Spent	Story Points
Android App	1 day	306
Blue Leaf Mobile App	3 hours, 45 minutes	0
Create awesome software	1 week, 3 days, 6 hours	0
Decadis Customer Service	4 weeks, 3 days, 6 ho...	0
Demo Project	2 hours	0
Employee Onboarding	0	0
Financial Month End	0	0
HR Candidate Tracking	1 day, 1 hour, 45 minut...	0
iOS App	0	229
IT Support	0	0
Σ	1 year, 17 weeks, 2 d...	2.592

6

Delete

This option permanently deletes your gadget. A confirmation pop-up message will appear when you click on delete to double check if you want to proceed.

Your work

Projects

Filters

Dashboards

Teams

Plans

Assets

Apps

Create

Q Search

sumUp Dashboard

?

You are currently editing your dashboard. Changes will be saved automatically.

Two Dimensional Filter Statistics (by sumUp)

Assignee *	DRAFT	WAITING REVIEW	OPEN	IN PROGRESS	BACKLOG	Σ
Admin Istrator						
Alana Grant			25			43
Alana Grant						
Alana Grant			64			64
Cassie Owens			6	4		27
Σ						95

Two Dimensional Filter Statistics: sumUp for Jira

Priority *	Epic	Story	Σ
Blocker	15		15
Major	60	73	133
Minor	20	19	39
Highest		3	3
Σ	95	95	190

⚠ Delete Two Dimensional Filter Statistics (by sumUp) gadget?

This gadget and its configuration will be permanently deleted.

Cancel

Delete

Add a Gadget

Q Search gadgets

All 37

Jira 34

Wa

Jira Service Managem

Activity: 1

By Atlassian

Lists rece

in all proj

Jira

Assigned

By Atlassian

Displays

me

Jira

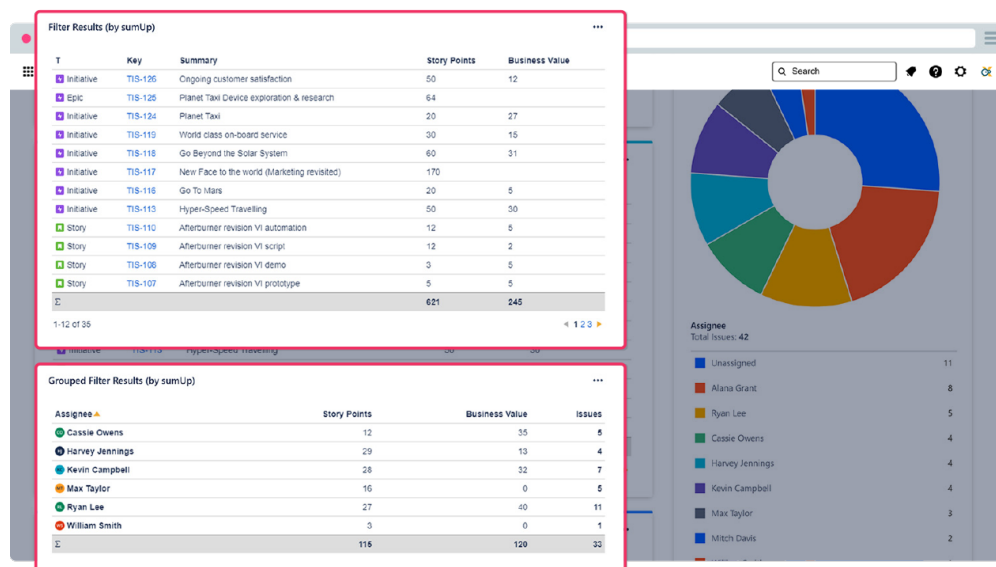
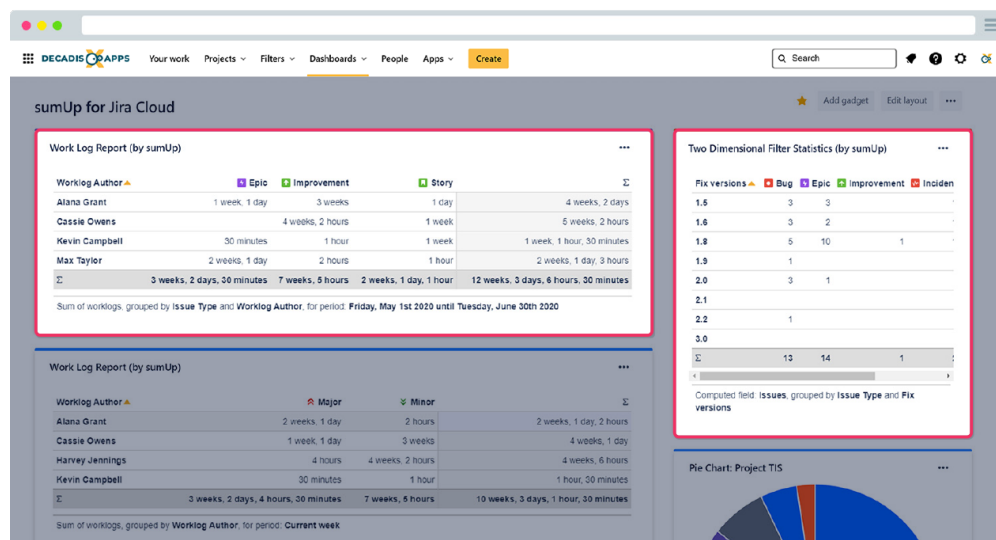
If you still have questions, feel free to refer to our [support team](#).

Highlights

Instant-ready summation in dashboard gadgets

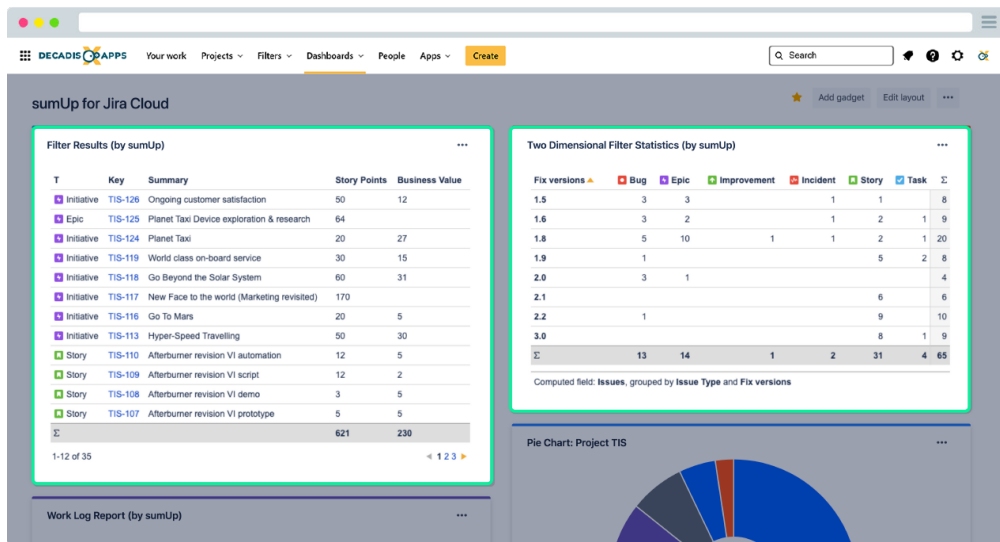
Calculate the **sums** of Jira **system** and **custom fields** - story points, time estimates, or any other number - without additional configuration or the need to code or script.

Made for Atlassian: sumUp for Jira Cloud fully supports **team-managed projects** (formerly next-gen), **Advanced Roadmaps** (formerly Portfolio) and **Insight - Asset Management**.



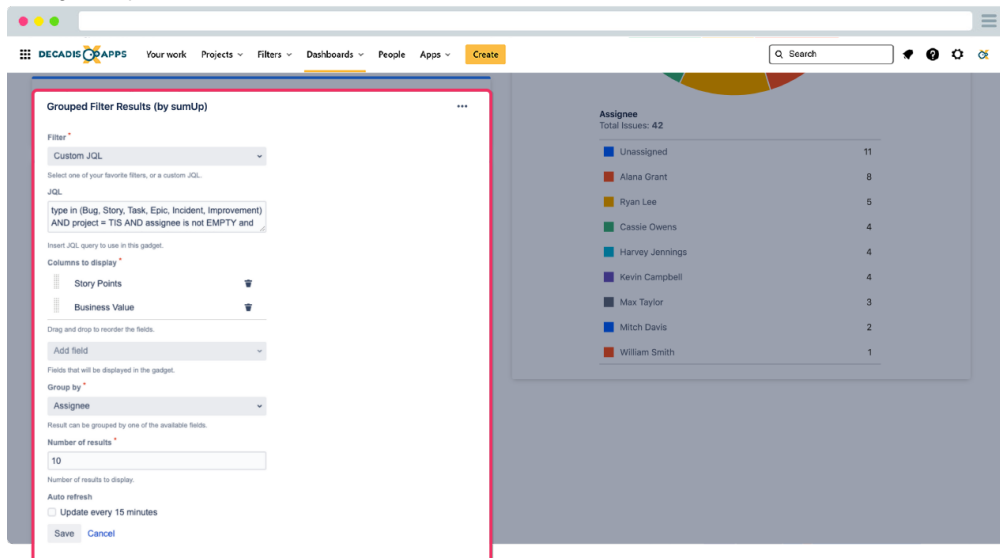
Not a number? Not a problem

The **extended custom field support** allows you to calculate sums across many additional custom and system fields, such as: status, watchers, or select lists and text fields containing only numerical values.



Effortless live data visualization

Use **saved filters** or choose **custom JQL** instead to create **meaningful dashboard gadgets** in just a few clicks and share them without the need to manage filter permissions.



Clear insights into the work of your teams

Report on logged work on issues, epics, and initiatives - on a project level or grouped by any field with customizable time frames across classic and next-gen projects.

