

# Copy and paste workflow transitions or elements

Configuring entire workflow transitions or just single elements like complex conditions is a tedious process. Wouldn't it be great if you could reuse elements by simply copying and pasting them?

All workflow tabs (excluding triggers and properties) now come with a dedicated **Copy Transition / element toolbar** which will always be displayed.

The toolbar is visible even if no elements (conditions, validators, and post functions) have been configured yet. Simply specify the workflow and transition that contains the desired element in order to copy and paste it.

The list will be auto-populated based on the selection (combination) of workflow and transition.

## Copy & paste entire workflow transitions

Whether you prefer to work in text or diagram mode, a **Copy Transition** button will let you choose a transition you want to copy and paste.

Workflows

Software Simplified Workflow for Project ONE DRAFT USED BY 1 PROJECT

Generated by JIRA Software version 9.4.0. This workflow is managed internally by Jira Software. Do not manually modify this workflow.

You are editing a draft. There are unpublished changes.

Publish

Discard

View Original

Diagram

Text

Export

Admin Toolbox

Step Name (id)

Linked Status

ACTIONS

Copy

Sort

Create (0)

→

BACKLOG

View Properties

Backlog (11)

BACKLOG

✓ Show sorted transitions

Selected for Development (21)

In Progress (31)

Done (41)

→

→

→

→

BACKLOG

SELECTED FOR DEVE...

IN PROGRESS

DONE

Add transition Edit View Properties

Selected for Development (22)

SELECTED FOR DEVE...

Backlog (11)

Selected for Development (21)

In Progress (31)

Done (41)

→

→

→

→

BACKLOG

SELECTED FOR DEVE...

IN PROGRESS

DONE

Add transition Edit View Properties

In Progress (33)

IN PROGRESS

Backlog (11)

Selected for Development (21)

In Progress (31)

→

→

→

→

BACKLOG

SELECTED FOR DEVE...

IN PROGRESS

Add transition Edit View Properties

When switching to the **diagram view**, the copy button is directly available inside the toolbar:

Generated by JIRA Software version 9.4.0. This workflow is managed internally by Jira Software. Do not manually modify this workflow.

**i** You are editing a draft. There are unpublished changes.

[Publish](#)
[Discard](#)
[View Original](#)

Diagram Text Export

+ Add status + Add transition **Copy transition** Sort transitions ☐ Show transition labels



+  
-



In addition, the **Copy** button is also available in the **diagram view** when selecting a transition:

Generated by JIRA Software version 9.4.0. This workflow is managed internally by Jira Software. Do not manually modify this workflow.

**i** You are editing a draft. There are unpublished changes.

[Publish](#)
[Discard](#)
[View Original](#)

Diagram Text Export

+ Add status + Add transition Copy transition Sort transitions ☐ Show transition labels

Draft last saved by you, Just now



+  
-



#### Backlog

Edit **Copy**

#### Options

Properties (1)

Triggers (0)

Conditions (0)

Validators (0)

Post Functions (6)

[Learn more](#)

Upon clicking on the **Copy** button you can choose Copy Transition function comes with a selection of options you can choose from:

Mandatory	
Source workflow	Specify the workflow that contains the transition you want to copy.

<b>Source Transition</b>	Specify the transition you want to copy & paste.
<b>From status</b>	Choose the status in your current workflow the transition will "start" from. Only statuses present in your current workflow will be listed.
<b>To status</b>	Choose the status in your current workflow the transition will transition to. Only statuses present in your current workflow will be listed.
<b>Name</b>	Choose the name of the new transition. The name <b>will be checked</b> before adding the new transition to prevent duplicate names.
<b>Optional</b>	
<b>Description</b>	Define a description that will be displayed while hovering over the transition on the view issue screen.
<b>Screen</b>	You can define a specific transition screen. If left empty, the transition screen of the source transition (if existing) will be used.
<b>Metadata</b>	Choose which workflow elements will be copied: Conditions, validators, post functions, and /or transitions properties.

## Copy & paste workflow elements from other workflows / transitions

Applies to conditions, validators, and post functions.

Triggers 0
Conditions 0
Validators 0
Post Functions 6
Transition Properties 2

Workflow
Transition (ID)

Menu to choose post functions from, by workflow

The following will be processed after the transition occurs
+ Add post function
Sort

1. Set issue status to the linked status of the destination workflow step.
2. Add a comment to an issue if one is entered during a transition.
3. Update change history for an issue and store the issue in the database.
4. Re-index an issue to keep indexes in sync with the database.
5. Fire a **Generic Event** event that can be processed by the listeners.



Transitions that don't contain any elements to be copied will not be displayed which will make the selection process **easier and faster**.

You can reset the selection in the toolbar with just a single click.

Screen: None - it will happen instantly


Triggers 0 Conditions 1 Validators 0 Post Functions 5 Transition Properties 2


Copy Condition

EO: Task Management Workflow Reopen (51)  

Only users with **Resolve Issues** permission can execute this transition. Permission Condition

Only users with **Resolve Issues** permission can execute this transition. Permission Condition

All of the following conditions 

Sort 

Type: class  
Class: com.googlecode.jsu.workflow.condition.ValueFieldCondition



## Directly copy and paste elements to the current transition


Applies to conditions, validators, and post functions.

Click on the copy icon to directly copy a specific workflow condition, validator, or post function and add it to the bottom of the list.

**New conditions** will be added to the **bottom** of a **group**. If no groups have been configured the new condition will be copied to the bottom of the condition list.

Triggers 0 Conditions 0 Validators 0 Post Functions 6 Transition Properties 2

FPR: Process Management Workflow Updated Reopen (121)  

The **Resolution** of the issue will be **cleared**. Update Issue Field 

Set issue status to the linked status of the destination workflow step. **Post function that can be copied** Update Issue Status

Add a comment to an issue if one is entered during a transition. Create Comment

Update change history for an issue and store the issue in the database. Generate Change History

Re-index an issue to keep indexes in sync with the database. Re-index Issue

Fire a **Generic Event** event that can be processed by the listeners. Fire Event

If you still have questions, feel free to refer to our [support team](#).