

Add all assignees of certain sub-task types to a "Multi-User Picker" custom field

On this page

- [Features used to implement the example](#)
- [Example: Add all assignees of certain sub-task types to a "Multi-User Picker" custom field](#)
- [Other examples of that functions](#)
- [Related Usage Examples](#)

Features used to implement the example

- [Read fields from linked issues or sub-tasks](#)
- [Copy parsed text to a field](#)

Example: Add all assignees of certain sub-task types to a "Multi-User Picker" custom field

I'm trying to copy the assignee from only a specific type of sub-task to a multi-user field on the parent ticket. There could be any number of the specific type of sub-tasks (0-999) as well.

Can this function handle this logic?

I have an additional feature I'm trying to add that is somewhat related as well. For each of a certain type of sub-task, there is a start date field and an end date field. I want to copy the earliest of all the start dates and the latest of all the end dates to a start date field and end date field on the parent ticket.

I explain how to implement first functionality: Let's suppose we have a **Multi User Picker** custom field called "**Team**", and we want to select on that field all the **assignees** of sub-tasks of type "**QA Sub-task**".

We use post-function [Read fields from linked issues or sub-tasks](#) with the following configuration:

Target fields and Source values: ?

Select the target fields that will be set and the source values for each of them.

Target field:

Summary - [Text]

Add

Add a field to be set in current issue.

Target Field	Type of Value	Source Value	Calculated Value	Don't Overwrite	Actions
Ephemeral string 1	Field in selected issues	Assignee			Edit Remove

Filtering by issue link type:

- ☐ is blocked by
- ☐ blocks
- ☐ is cloned by
- ☐ clones
- ☐ is duplicated by
- ☐ duplicates
- ☐ relates to
- ☐ relates to

Only issues linked to current issue by selected issue link types will be read.

Read also subtasks fulfilling condition on issue type, status and project:









This option only makes sense when current issue itself is not a subtask.

Read also sibling subtasks fulfilling condition on issue type, status and project:



Sibling subtasks are understood as subtasks with the same parent as current issue. This option only makes sense when current issue is itself a subtask.

Filtering linked issues or subtasks by issue type:

- ☐  Bug
- ☐  Epic
- ☐  Improvement
- ☐  New Feature
- ☐  Story
- ☐ ☒ Task
- ☒  QA-Subtask

Selected issue types will be read, but if you don't select any, it won't be applied any filter by issue type. In that case all the issue types will be read.

Filtering linked issues or subtasks by status:	<input type="checkbox"/> Open <input type="checkbox"/> In Progress <input type="checkbox"/> Reopened <input type="checkbox"/> Resolved <input type="checkbox"/> Closed <input type="checkbox"/> To Do <input type="checkbox"/> Done
Selected statuses will be read, but if you don't select any, it won't be applied any filter by status. In that case issues in any status will be read.	
Linked issues or subtasks belong to:	<input checked="" type="radio"/> any project <input type="radio"/> current project <input type="radio"/> any but current project
Filtering by field values: Optional boolean expression that should be satisfied by linked issues and subtasks. (Syntax Specification)	<div>1</div> <div>Leave field empty for no filtering. [Line 1 / Col 1]</div> <div> <p><u>Logical connectives:</u> or, and and not. Alternatively you can also use , & and !.</p> <p><u>Comparison operators:</u> =, !=, >, >=, < and <=. Operators ~, !~, in, not in, any in and none in can be used with strings, multi-valued fields and lists.</p> <p><u>Logical literals:</u> true and false. Literal null is used with = and != to check whether a field is initialized, e.g. {00012} != null checks whether Due Date is initialized.</p> <p>String Field Code Injector:</p> <div>Summary - [Text] - %{00000} ▾</div> <div>Field Code for Current Issue Field Code for Linked Issues / Subtasks</div> <p>Numeric/Date Field Code Injector:</p> <div>Original estimate (minutes) - [Number] - {00068} ▾</div> <div>Field Code for Current Issue Field Code for Linked Issues / Subtasks</div> <p>Example 1: {00012} <= ^{00012} will require that linked issues and subtasks have Due Date equal or later than current issue's Due Date.</p> <p>Example 2: %{00074} ~ ^{00074} AND ^{00017} in ["Blocker", "Critical"] will require that linked issues and subtasks have Fixed versions contained in current issue's Fixed versions and Priority is Blocker or Critical.</p> <p>Check Syntax</p> </div>
Read linked issues and subtasks recursively:	<input type="checkbox"/> Issues and subtasks transitively linked will also be read, provided they fulfill stated filtering conditions. Issues are read recursively without depth limit, but each selected issue is read only once.
Read also current issue:	<input type="checkbox"/> Current issue will be included in the issue selection, i.e., current issue's field value will also be read.
Additional options:	<input type="checkbox"/> Update issue immediately after field writing. A specific entry will be created in issue history for this field writing.

We use post-function [Copy a parsed text to a field](#) with the following configuration:

Target field:

Team - [User Picker (multiple users)]

Field to be written with the resulting parsed text.

☐ Don't overwrite target field if it's already set.

Parsing Mode:

☒ Basic

Basic mode:

Insert field codes anywhere in the text, and they will be replaced with corresponding field values. Field code formats are `{nnnn}`, and `{nnnn.1}` for Cascading Select fields (i = 0 for base level).

☐ Advanced

Advanced mode:

Strings literals are written in double quotes ("This is a string."). Operator '+' is used to concatenate strings, and field codes are like in basic mode, e.g., "Issue key is " + {00015} + ". ". More information at [parser syntax documentation](#).

Text to be parsed and then copied to target field:

[Line 1 / Col 11]

[Syntax Specification](#)

Check Syntax

1 + {00061}

Ephemeral string 1 - [Text] - {00061}

Insert String Value

Original estimate (minutes) - [Number] - {00068}

Insert Numeric Value

- Compose dynamic text by inserting field codes (`{nnnn}`) that will be replaced with corresponding field values prior to be copied to target field.

- You can reference parent and child values of cascading select fields writing `{nnnn.0}` for parent value, and `{nnnn.1}` for child value. Use greater indexes to read multi-level cascading select custom fields.

- You can change reporter, assignee, due date, issue status, priority, resolution, labels, components, fixed versions, affected versions, original estimate, estimated, time spent, and security level by choosing the suitable target field and value to be assigned.

- To assign cascading selects, multi selects, multi checkboxes, components, labels, fixed versions and affected versions you should use comma or semicolon separated values.

- Additionally, fields of type Select list, Radio button, Multi select, Multicheck box, Multi user, Multi groups, Components and Versions can be set through regular expressions: options that matches a regular expression can be set by writing `/(regular_expression)/`, and options that doesn't match a regular expression can be set by writing `/(regular_expression)/`.

- Setting and unsetting individual values in multi-valued fields, leaving the rest untouched, can be achieved simply by inserting a character '+' or '-' preceding the value or the list of values. You can insert more than one '+' / '-' character in a sole setting operation.

- Fields Attachments (only new attachments will be added) and Attachments (all current attachments will be replaced) expect one or more issue keys whose attachments will be copied to current issue.

- You can also use this post-funcion to cast a string into a number.

Note that:

- We use prefix '+' in order to add all users contained in field "Ephemeral string 1". If we used prefix '-' instead, we would remove those users. If we didn't use any prefix, we simply would replace currently selected users in field "Team" by those contained in field "Ephemeral string 1"
- {00061} is field code for virtual field "Ephemeral string 1"

Once configured, transition would look like this:

The following will be processed after the transition occurs

Add post function

- Fields from the following issues will be read:
 Inward issue link types: **none**
 Outward issue link types: **none**
Subtasks fulfilling conditions on issue type, status and project **will be read**.
Sibling subtasks won't be read.
 Issue types: **any**
 Statuses: **any**
 Linked issues or subtasks may belong to **any** project.

Target fields and Source values:

Target Field	Type of Value	Source Value	Calculated Value	Don't Overwrite
Ephemeral string 1	Field in selected issues	Assignee		

This feature will be run as user in field **Current user**. by JWT
- The following text parsed in **basic** mode will be copied to **Team**:
+ %{Ephemeral string 1}
 This feature will be run as user in field **Current user**. by JWT

I explain now how to implement second functionality (third functionality is obvious once explained second one): Let's suppose we want to overwrite **Date Picker** custom field "**Start Date**" with the **earliest value** of that field in all sub-tasks of type "**QA Sub-task**", or doing nothing in case parent issue contains an earlier value than its sub-tasks do.

We use post-function **Read fields from linked issues or sub-tasks** with the following configuration:

Target fields and Source values: ?

Select the target fields that will be set and the source values for each of them.

Target field:

Summary - [Text] Add








Add a field to be set in current issue.

Target Field	Type of Value	Source Value	Calculated Value	Don't Overwrite	Actions
Start Date	Field in selected issues	Start Date	Lowest date		<a>Edit <a>Remove

Filtering by issue link type:

☐ is blocked by
☐ blocks
☐ is cloned by
☐ clones
☐ is duplicated by
☐ duplicates
☐ relates to
☐ relates to

Only issues linked to current issue by selected issue link types will be read.

Read also subtasks fulfilling condition on issue type, status and project:	<div><input checked="" type="checkbox"/></div> <div>This option only makes sense when current issue itself is not a subtask.</div>
Read also sibling subtasks fulfilling condition on issue type, status and project:	<div><input type="checkbox"/></div> <div>Sibling subtasks are understood as subtasks with the same parent as current issue. This option only makes sense when current issue is itself a subtask.</div>
Filtering linked issues or subtasks by issue type:	<div><div><input type="checkbox"/>  Bug</div><div><input type="checkbox"/>  Epic</div><div><input type="checkbox"/>  Improvement</div><div><input type="checkbox"/>  New Feature</div><div><input type="checkbox"/>  Story</div><div><input type="checkbox"/>  Task</div><div><input checked="" type="checkbox"/>  QA-Subtask</div></div> <div>Selected issue types will be read, but if you don't select any, it won't be applied any filter by issue type. In that case all the issue types will be read.</div>

Filtering linked issues or subtasks by status:	<input type="checkbox"/> Open <input type="checkbox"/> In Progress <input type="checkbox"/> Reopened <input type="checkbox"/> Resolved <input type="checkbox"/> Closed <input type="checkbox"/> To Do <input type="checkbox"/> Done
Selected statuses will be read, but if you don't select any, it won't be applied any filter by status. In that case issues in any status will be read.	
Linked issues or subtasks belong to:	<input checked="" type="radio"/> any project <input type="radio"/> current project <input type="radio"/> any but current project
Filtering by field values: Optional boolean expression that should be satisfied by linked issues and subtasks. (Syntax Specification)	<div>1</div> <div>Leave field empty for no filtering. [Line 1 / Col 1]</div> <div> Logical connectives: or, and and not. Alternatively you can also use , & and !. Comparison operators: =, !=, >, >=, < and <=. Operators ~, !~, in, not in, any in and none in can be used with strings, multi-valued fields and lists. Logical literals: true and false. Literal null is used with = and != to check whether a field is initialized, e.g. {00012} != null checks whether Due Date is initialized. </div> <div> String Field Code Injector: <div>Summary - [Text] - %{00000} ▾</div> <div>Field Code for Current Issue Field Code for Linked Issues / Subtasks</div> </div> <div> Numeric/Date Field Code Injector: <div>Original estimate (minutes) - [Number] - {00068} ▾</div> <div>Field Code for Current Issue Field Code for Linked Issues / Subtasks</div> </div> <div> Example 1: {00012} <= ^{00012} will require that linked issues and subtasks have Due Date equal or later than current issue's Due Date. Example 2: %{00074} ~ ^{00074} AND ^{00017} in ["Blocker", "Critical"] will require that linked issues and subtasks have Fixed versions contained in current issue's Fixed versions and Priority is Blocker or Critical. </div> <div>Check Syntax</div>
Read linked issues and subtasks recursively:	<input type="checkbox"/> Issues and subtasks transitively linked will also be read, provided they fulfill stated filtering conditions. Issues are read recursively without depth limit, but each selected issue is read only once.
Read also current issue:	<input checked="" type="checkbox"/> Current issue will be included in the issue selection, i.e., current issue's field value will also be read.
Additional options:	<input type="checkbox"/> Update issue immediately after field writing. A specific entry will be created in issue history for this field writing.

Once configured, transition will look like this:

The following will be processed after the transition occurs

[Add post function](#)

1. Fields from the following issues will be read:
Inward issue link types: **none**
Outward issue link types: **none**
Subtasks fulfilling conditions on issue type, status and project **will be read**.
Sibling subtasks won't be read.
Issue types: **any**
Statuses: **any**
Linked issues or subtasks may belong to **any** project.
Current issue will also be read.

Target fields and Source values:

Target Field	Type of Value	Source Value	Calculated Value	Don't Overwrite
Start Date	Field in selected issues	Start Date	Lowest date	

This feature will be run as user in field **Current user**.

by JWT

Other examples of that functions

Read fields from linked issues or sub-tasks

Page: Add all assignees of certain sub-task types to a "Multi-User Picker" custom field
Page: Add and remove a single or a set of items from multi valued fields
Page: Copy "Due date" into a date type custom field in a linked issue if it's greater than current issue's "Due date"
Page: Copy attachments from one issue to another
Page: Make an issue inherit highest priority among those of linked issues
Page: Propagate highest priority from blocked issues to blocking issues
Page: Sum sub-task's "Time Spent" (work logs) and add it to a certain linked issue

Copy parsed text to a field

Page: Add all assignees of certain sub-task types to a "Multi-User Picker" custom field
Page: Add and remove a single or a set of items from multi valued fields
Page: Add current user to comment
Page: Add or remove request participants
Page: Add watchers from a part of the issue summary: "Summary_text - watcher1, watcher2, watcher3, ..."
Page: Assign issue based on the value of a Cascading Select custom field
Page: Assign issue to last user who executed a certain transition in the workflow
Page: Automatically close resolved sub-tasks when parent issue is closed
Page: Automatically reopen parent issue when one of its sub-tasks is reopened
Page: Calculate the time elapsed between 2 transition executions
Page: Close parent issue when all sub-tasks are closed
Page: Combine the values of several Multi-User picker fields
Page: Compose a parsed text including the "full name" or a user selected in a User Picker custom field
Page: Compose dynamic text by inserting field values in a text template
Page: Copy issue labels to a custom field
Page: Copy the value of a user property into a user picker
Page: Create a comment in sub-tasks when parent transitions
Page: Execute transition in epic
Page: Getting the number of selected values in a custom field of type Multi Select
Page: Limit the number of hours a user can log per day
Page: Make a sub-task's status match parent issue's current status on creation
Page: Make parent issue progress through its workflow

Related Usage Examples

- Create a dynamic set of sub-tasks based on checkbox selection with unique summaries
 - example
 - post-function
 - custom-field
 - sub-task
- Add and remove a single or a set of items from multi valued fields
 - example
 - post-function
 - custom-field
 - issue-links
 - sub-task
- Add all assignees of certain sub-task types to a "Multi-User Picker" custom field
 - example
 - post-function
 - custom-field
 - sub-task
- Update Cascading Select custom field with a value of the field in parent issue
 - example
 - post-function
 - custom-field
 - sub-task
- Create a sub-task for each user selected in a Multi-User Picker
 - example
 - post-function
 - custom-field
 - sub-task
- Validation on sibling sub-tasks depending on issue type and status
 - example
 - validator
 - sub-task
 - transition
- Restrict sub-task type creation depending on parent issue status
 - example
 - validator
 - sub-task
- Require at least one sub-task in status "Resolved" or "Closed" when "Testing required" is selected in Check-Box custom field
 - example
 - validator
 - sub-task
- Restrict sub-task type creation depending on parent issue type

Page: Moving story to "In Progress" when one of its sub-tasks is moved to "In Progress"

Page: Moving story to "Ready for QA" once all its sub-tasks are in "Ready for QA" status

Page: Parse Email addresses to watchers list

Page: Parsing text from last comment and appending it to issue's summary

Page: Remove versions selected in a version picker custom field

Page: Replace certain issue link types with different ones

Page: Restrict parent issue from closing if it has sub-tasks that were created during a given parent issue status

Page: Set a Select or Multi-Select field using regular expression to express the values to be assigned

Page: Set assignee depending on issue type

Page: Set field depending on time passed since issue creation

Page: Set priority for issues that have been in a certain status for longer than 24 hours

Page: Set security level based on groups and project roles the reporter or creator are in

Page: Transition linked issues in currently active sprint

Page: Transition only a sub-task among several ones

Page: Transition parent issue only when certain issue sub-task types are done

Page: Update Cascading Select custom field with a value of the field in parent issue

Page: Update checkboxes custom field if a file has been attached during a transition

Page: Validation on issue attachments

Page: Validation on MIME types of issue attachments

Page: Writing a comment to blocked issues when blocking issues are resolved

- example
 - validator
 - sub-task
- Block a transition until all sub-tasks have certain fields populated
 - example
 - condition
 - validator
 - sub-task
 - transition
- Transition sub-tasks when parent is transitioned
 - example
 - post-function
 - sub-task
 - transition
 - outdated
- Transition only a sub-task among several ones
 - example
 - post-function
 - sub-task
 - transition
 - outdated
- Moving sub-tasks to "Open" status when parent issue moves to "In Progress"
 - example
 - post-function
 - sub-task
 - transition
 - outdated
- Moving story to "Ready for QA" once all its sub-tasks are in "Ready for QA" status
 - example
 - post-function
 - sub-task
 - transition
 - outdated
- Automatically close resolved sub-tasks when parent issue is closed
 - example
 - post-function
 - sub-task
 - transition
 - outdated