

# Creation date of the linked epic

## Use case

This calculated field will return the **creation date of the linked epic**.



## Configuration

1

[Create](#) a new **Calculated Date-Time Field (by JWT)** custom field and name it appropriately.

Providing a description will help you to identify **what** the custom field does, but this step is **optional**.

2

### Parser expression

Add the following expression:

#### Date/Time expression for Calculated date/time field:

```
first(fieldValue({issue.created}, linkedIssues("has Epic"))) #since the function fieldValue() returns a list the function first() returns the single value of the list.
```

more info...

`{issue.created}` is the field code for the **numeric** value of **Date and time of creation**.

To achieve this, the following functions have been used:

- [first\(\)](#)
- [fieldValue\(\)](#)
- [linkedIssues\(\)](#)

3

### Display Format

1

#### Format type

Choose **Date Time Picker**

4

Add the field to the relevant view **screens**.

**Remember:** All calculated fields are **read-only** and cannot be manually updated on a create or edit screen.

5

### Check the results

Once configured and added to an issue screen (e.g. for all stories), the result will look like this:

#### Default Configuration Scheme for JWT calculated field

Default configuration scheme generated by Jira

Applicable contexts for scheme: [Edit Configuration](#)

Issue type(s):

Global (all issues)

Expression:

  `first(fieldValue({issue.created}), linkedIssues("has Ep`

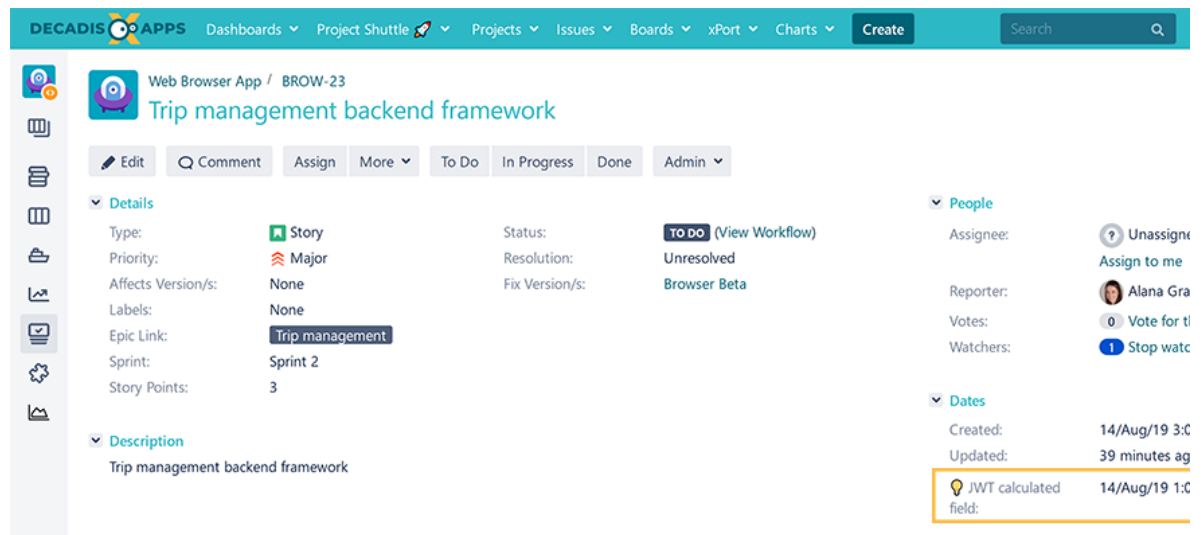
[Edit expression](#)

Display format: Format: **Date time picker**

Example: 25/Nov/20 9:14 PM

Timezone: **Server timezone**



[Edit display format](#)







The screenshot shows the Jira issue screen for 'Trip management backend framework'. The 'Details' section shows the issue type as 'Story', priority as 'Major', and status as 'TO DO'. The 'Dates' section shows the 'JWT calculated field' with a value of '14/Aug/19 1:0'.



### Related use cases

Title	Field type	JWT feature	Label
Creation date of the linked epic	Date-time		<a href="#">STAFF PICK</a>
Predicted completion date of an epic	Date-time		<a href="#">STAFF PICK</a>

Predicted resolution date based on business hours	Date-time	
Set the calculated field's visibility in function of the username, role or group	Date-time	  
	Number	
	Text	

If you still have questions, feel free to refer to our [support](#) team.