

Components from all sub-tasks

Use case

This calculated field returns a comma-separated list with the **components** of the current issue's **sub-tasks**.



Configuration

1

[Create](#) a new **Calculated Text Field (by JWT)** custom field and name it properly.

Providing a description will help you to identify what the custom field does but this step is **optional**.

2

Parsing mode

Select **Advanced text** as parsing mode.

3

Parser expression

Add the following expression:

Text to be parsed for calculated text field:

```
toString(distinct(fieldValue(%{issue.components}, subtasks())))
```

more info...

To achieve this, the following functions are used:

- [toString\(\)](#)
- [distinct\(\)](#)
- [fieldValue\(\)](#)
- [subtasks\(\)](#)

4

Add the field to the relevant view **screens**.

Remember: All calculated fields are **read-only** and cannot be manually updated on a create or edit screen.

Check the results

Once configured and added to an issue screen, the result will look like this:

Default Configuration Scheme for JWT calculated field



Default configuration scheme generated by Jira

Applicable contexts for scheme: [Edit Configuration](#)

Issue type(s):

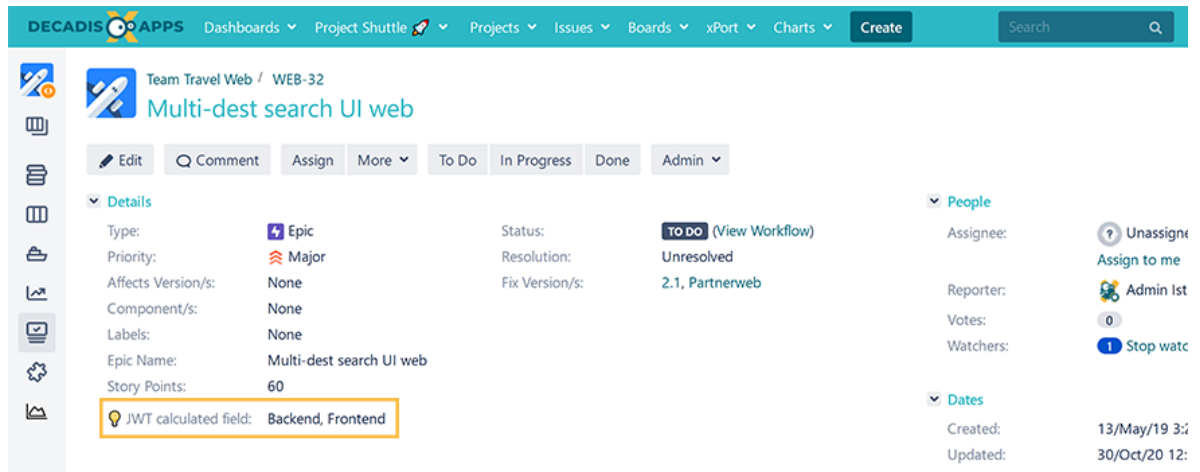
Global (all issues)

Expression:

  `toString(distinct(fieldValue(%{issue.components}, subtasks())))`

[Edit expression](#)








Mode: Advanced text









The screenshot shows the Jira issue screen for 'Multi-dest search UI web' (WEB-32). The left sidebar contains navigation icons. The main content area shows the issue details, including Type (Epic), Priority (Major), Affects Version/s (None), Component/s (None), Labels (None), Epic Name (Multi-dest search UI web), and Story Points (60). The JWT calculated field is highlighted with a yellow box and shows the value 'Backend, Frontend'. The right sidebar shows the 'People' section with Assignee (Unassign), Reporter (Admin Ist), and Watchers (1 Stop watc). The 'Dates' section shows Created (13/May/19 3:) and Updated (30/Oct/20 12:).



Related use cases

Title	Field type	JWT feature	Label
Check if an issue was resolved on time	Text		
Components from all sub-tasks	Text		
Details of the last comment	Text		STAFF PICK
Difference between two dates in business days	Text		
Display additional details of the issue creator	Text		
Display current issue's project category	Text		
Display historic due dates	Text		

Display reporters of linked Cloud issues	Text		
Google Maps location	Text		STAFF PICK
Highest ranked custom field value among all linked issues	Text		
Last comment, its author, and timestamp	Text		STAFF PICK
Last commenter's full name	Text		
Status and assignee of parent issue	Text		

If you still have questions, feel free to refer to our [support](#) team.