

Set custom IDs for each issue

On this page

[Prerequisites](#) | [Configuration](#) | [Writing the ID to the issue](#) | [Increasing the counter](#) | [Screenshots](#) | [Related use cases](#)

Use case

Issues can easily be identified by using their issue key. But some use cases also might require some **custom IDs**, which e.g. contain the current year and a custom number.

We will use project properties to store the current year and a custom number. With the help of the post functions, these two numbers will then be combined as an ID and **added to the issue on creation**.

This use case can perfectly be done using **JWT's post functions** in combination with **project properties**!

Current Year: 2020



ID: 2020-0001



ID: 2020-0002



ID: 2020-0003

Current Year: 2021



ID: 2021-0001



ID: 2021-0002



ID: 2021-0003

Current Year: 2022



ID: 2022-0001



ID: 2022-0002



ID: 2022-0003



Prerequisites

To get this use case working, several post functions are needed to set up the configuration.

Setting up the project property "currentYear"



1

Add the [Update or copy field values](#) post function to the **create transition** of the desired workflow.

2

Target issue

Choose **Current issue**

3

Field

Choose **Temporary number 1**

4

Value

Choose **Parser expression** and enter the following expression in **numeric mode**:

```
year({system.currentDateTime}, LOCAL)
```

By using the **year()** function, we are grabbing the year part from the current date.

For further information, take a look at the [year\(\)](#) function page.

5

Conditional execution

Enter the following expression:

```
year({system.currentDateTime}, LOCAL) != toNumber(projectProperty("currentYear"))
```

The conditional execution is needed so that we only update the **currentYear** property, if the year changed (see below).

6

Add the [Set or create JWT project property](#) post function to the transition.

7

Property

Enter:

```
currentYear
```

8

Value

Enter:

```
%{issue.temporaryNumber1}
```

9

Action

Choose **Create the property and assign the value**

10

Conditional execution

Enter the following expression:

```
year({system.currentDateTime}, LOCAL) != toNumber(projectProperty("currentYear"))
```

Like above, we only want to execute this post function (and update the project property), if the current year is different to the one saved in the project property **currentYear**.

Setting up the project property "counter"

1

Add the [Set or create JWT project property](#) post function below the previously created post functions.

2

Property

Enter:

```
counter
```

3

Value

Enter:

```
1
```

4

Action

Choose **Create the property and assign the value**

5

Conditional execution

Enter the following expression:

```
year({system.currentDateTime}, LOCAL) != toNumber(projectProperty("currentYear"))
```

This way the counter will be reset to 1, if the year changes e.g. from 2021 to 2022.



Configuration

Writing the ID to the issue

1

Add the [Update or copy field values](#) post function underneath the created post functions.

2

Target issue

Choose **Current issue**

3

Fields

1

Field

Choose the field you want to set with the ID

2

Value

Choose **Parser expression** and enter the following expression in **advanced text mode**:

```
projectProperty("currentYear") + "-" + substring("0000", length(projectProperty("counter")), 4) + projectProperty("counter")
```

more info...

In our use case, we want to set the current year combined with a 4-digit number as ID.

The expression

```
substring("0000", length(projectProperty("counter")), 4)
```

takes the length of our counter and dynamically adds zeros to fill up the counter to a 4-digit number.

Example:

"counter" project property	Added zeros	Output
1	3	0001
10	2	0010
100	1	0100
1000	0	1000

1

Field

In addition, select **Temporary number 1** field.

2

Value

Choose **Parser expression** and enter the following expression in **numeric mode**:

```
toNumber(projectProperty("counter")) + 1
```

We increase the **Temporary number 1** by 1 to increase the **counter** project property (see below).

Increasing the counter

1

Add the [Set or create JWT project property](#) post function.

2

Property

Enter:

```
counter
```

3

Value

Enter:

```
%{issue.temporaryNumber1}
```




Action



Screenshots



Related use cases

Use case	JWT feature	Workflow function	Parser functions	Label
Set custom IDs for each issue		Set or create JWT project property Update or copy field values	length() projectProperty() substring() toNumber() year()	
Assign issue to the default user of a role		Assign to project role		
Calculate custom sequence numbers		Update or copy field values Set or create JWT project property	toUpperCase() substring() length() projectProperty() toNumber()	

If you still have questions, feel free to refer to our [support](#) team.