

Start progress on an issue immediately after creation

On this page

[Configuration steps](#) | [Target issue*](#) | [Mode*](#) | [Delayed execution*](#) | [Run as*](#) | [Related examples](#)

Use case

The transition to **start progress** on the **current issue** will be executed directly after its creation.

Configuration steps

1

Target issue*

Select **Current issue**.

The **current issue** will be transitioned.

2

Mode*

Select **Execute transition** and **Start progress (4)** as the transition.

The **Start Progress** transition (i.e ID = 4) will be executed on the parent issue.

3

Delayed execution*

Set it to **500**.

Executing the post function will be delayed by **500 milliseconds**.

4







Run as*

Choose which **user*** will be able to execute the post function. By default, it is set to the Current user.

The user must have all necessary permissions to execute the transition.



Related examples

Use case	JWT feature	Workflow function	Parser functions	Complexity
Auto-transition when related issues are in a specific status		Transition issue	linkedIssues()	INTERMEDIATE
Escalate an issue if it is being raised with a "Blocker" priority		Transition issue		BEGINNER
Fast-track transition issues assigned to the project lead		Transition issue		BEGINNER
Start progress on an issue immediately after creation		Transition issue		BEGINNER
Start progress on the parent issue		Transition issue		BEGINNER
Transition parent issue to another status		Transition issue		BEGINNER

If you still have questions, feel free to refer to our [support](#) team.