

Get started

The way tasks and processes are managed in Jira is through **workflows** . A workflow maps out the **statuses** an issue can go through and the available **transitions** between these statuses that together define your entire process.

You can edit the overall workflow used in a project, or modify the way particular issue types are handled in their workflow. **But:** At some point, you might end up stuck in the middle of nowhere because of **feature limitations**.

At this point, Jira Workflow Toolbox for Jira Cloud (JWT) comes in handy!

JWT for Jira Cloud enhances the way you configure workflows. It **extends the native functionality** by offering custom [conditions](#) , [validators](#), and [post functions](#).

Install JWT Cloud

Installing **Jira Workflow Toolbox Cloud** is simple and does not differ from the installation of any other Jira app. More information on managing apps can be found in the [Atlassian documentation](#).

You must be a **Jira Administrator** to be able to install an app.

1

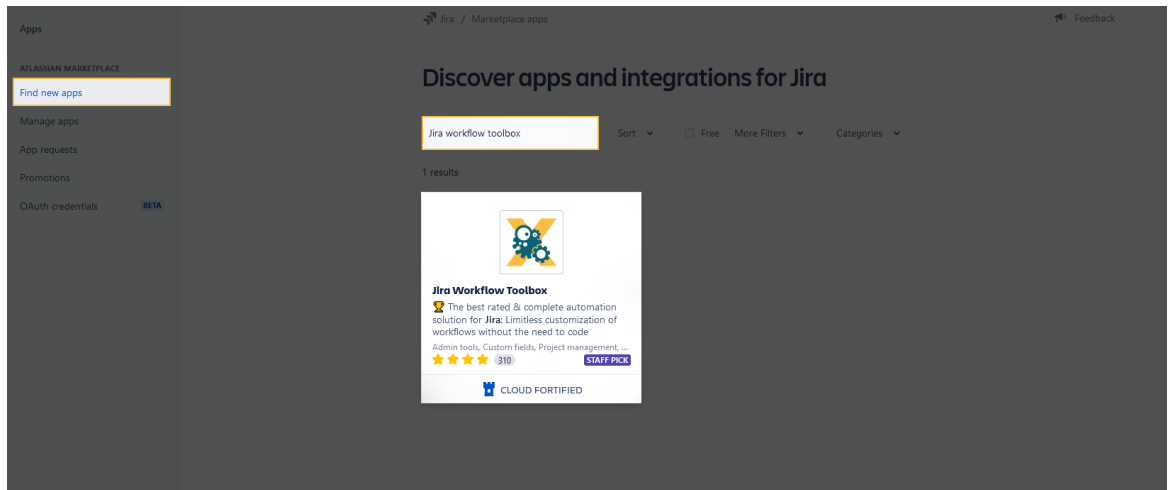
In the upper navigation bar, click on the **Apps** dropdown and select **Find new apps**.

2

The Atlassian Marketplace page will be displayed, in the search bar type in **Jira Workflow Toolbox**

3

The app will appear on the list, select it and start your free trial!



4

After confirming, the app is ready to use and you're ready for your [first steps](#)!

If you still have questions, feel free to refer to our [support](#) team.

First steps

On this page, you will find the very first steps you need to take to start using Jira Workflow Toolbox Cloud after a successful [installation](#).

1

Click on the **cog** icon on the right of the upper navigation bar on your Jira instance and head over to **Issues**.

2

On the left-hand sidebar go to **Workflows** and select a workflow you want to add a **JWT** function to and click on **Edit**.

3

Select a transition.

4

Select the [conditions](#), [validators](#), or [post functions](#) tab.

5

Click on **Add condition/validator/post function**.

6

Select the desired condition, validator, or post function - the ones provided by JWT Cloud end with **(by JWT)**.

7

Click on **Add** to be redirected to the configuration page of the chosen feature.

For inspiration and a better understanding, make sure to check out our [use case library](#).

If you still have questions, feel free to refer to our [support team](#).

User interface



All workflow functions provided by **JWT for Jira Cloud** are divided into **two** areas in the user interface. A **configuration area** on the left-hand side and a sidebar with some **getting started examples** on the right-hand side.

Every workflow function consists of multiple configurable fields. **Mandatory fields** are marked with a red asterisk (*) and are essential for the correct operation of the function.

The number of available fields depends on the function. Make sure to check out all available **fields** referenced by their corresponding **field codes**.

A configuration from one of the built-in usage examples should look like this:

Administration

🔍 Search Jira admin

Add Parameters To Function

Add required parameters to the Function.

Create issue (by JWT)

Create one or multiple issues or sub-tasks.

Mode *

Single issue

Select the number of issues to be created.

Issue type *

Selected issue type

Select the issue type that will be created.

Sub-task

Select the issue type that will be created.

Parent issue *

Current issue

Select the parent of the issue to be created.

Summary *

👍 1 Sub-task related to `%(issue.components)`

Enter plain text and optionally use [field codes](#), e.g. `%(issue.summary)`, to insert field values.

Description

👍 1

Enter plain text and optionally use [field codes](#), e.g. `%(issue.summary)`, to insert field values.

Fields

Select additional fields to be set.

Field	Value
-------	-------

No fields configured!

Add field

Issue links

Optionally define issue links to be created for the new issue(s).

Link type	Linked issues	Condition
-----------	---------------	-----------

No links configured!

Add issue link

Run as *

Current user

Select the user that will be used to execute this post function (the issue creator).

Conditional execution

👍 1

The post function will only be executed if the condition is met.

Add Cancel



GET STARTED

Pick one of the following example configurations and get started in no time. More details will be provided upon your selection.

- Create an issue in the current project
- Create a sub-task for each component
- Create a sub-task for high priority issues

HELP US TO IMPROVE JWT FOR JIRA CLOUD

As we are continuously improving JWT for Jira Cloud and adding features, we are very interested in how you work with the app and how we can support you in implementing your use cases.

Send feedback

GET THE MOST OUT OF JWT FOR JIRA CLOUD

The powerful JWT for Jira Cloud **expression parser** will get you all the data you need - whether from the current issue or its parent.

Take the tour

This example for a create issue post function will **create a sub-task** under the **current issue** and set the **assignee to the current user**.

For more examples like this with detailed steps check out our [use case library](#).

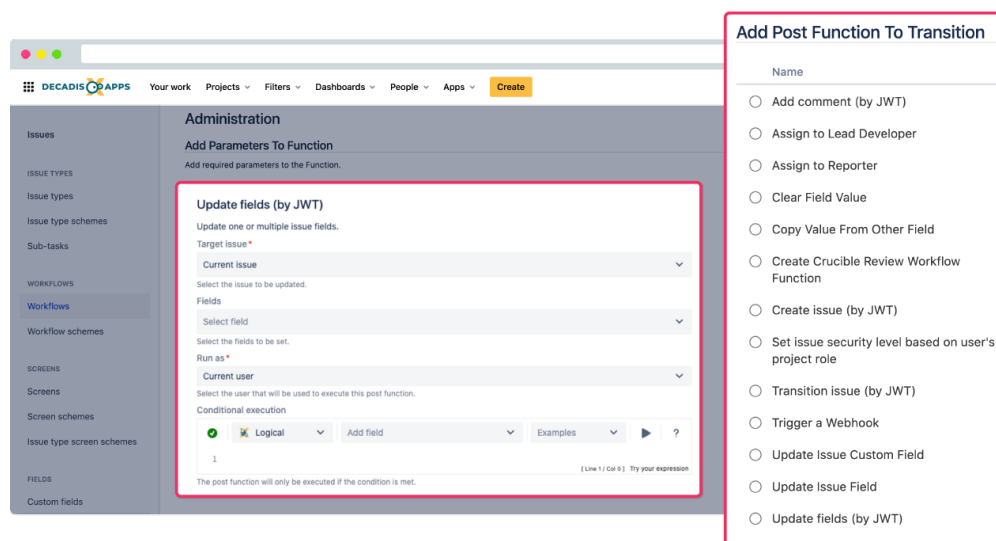
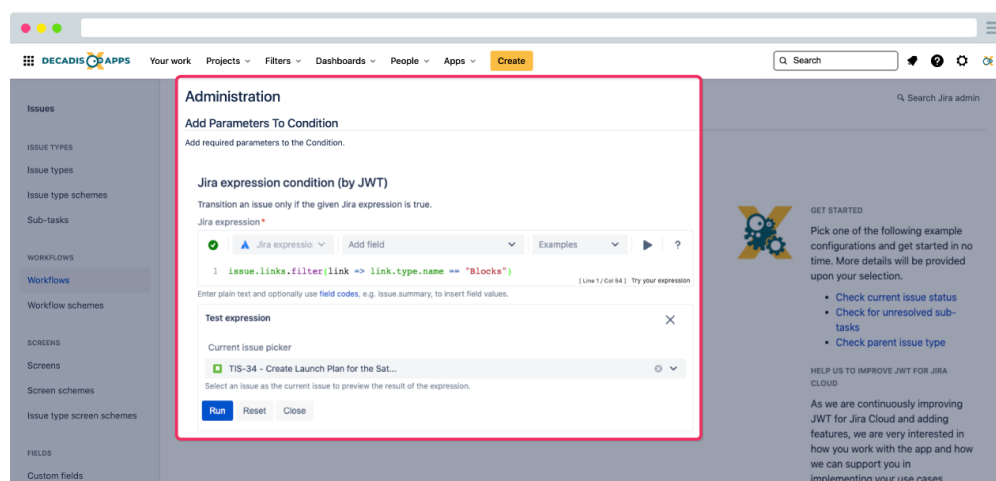
If you still have questions, feel free to refer to our [support](#) team.

Highlights

Turn ideas into workflows / Workflow functions

JWT for Jira Cloud massively extends the native workflow functionality available in Jira Cloud by offering custom [conditions](#), [validators](#), and [post functions](#). Focusing on an essential, highly versatile set of workflow functions to shape workflows according to your needs and solve even complex requirements.

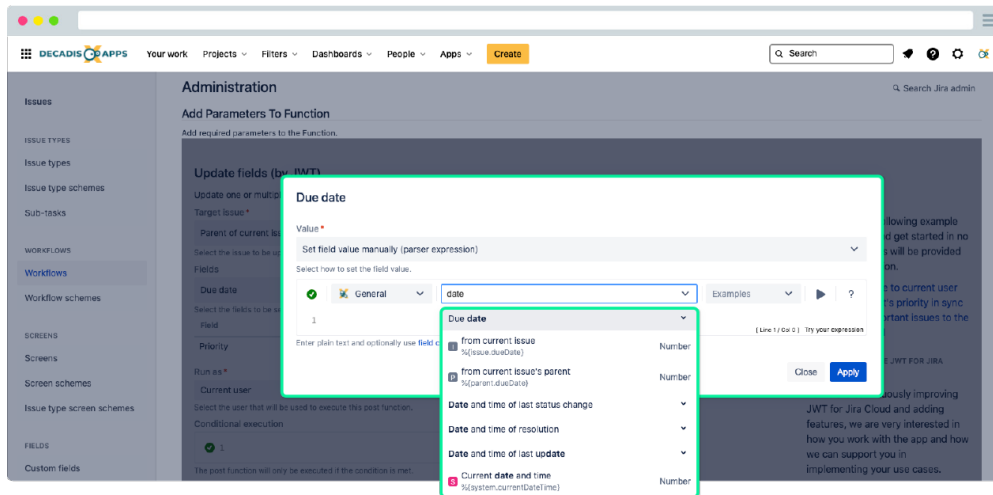
- Control the availability of transitions - use extremely powerful Jira expressions to enforce a predefined issue state before or while transitioning issues - from matching field values to a maximum number of linked issues.
- Automate repetitive or manual tasks - spend less time and increase consistency while creating, transitioning, and updating issues and issue fields with dedicated JWT post functions - no matter if you prefer JWT or Jira expressions. We support both!
- Increase flexibility while reducing manual overhead - meet advanced requirements using conditional logic in post functions to only automate certain actions if the timing is right.



All the power, one parser / Expression parser & field codes

JWT for Jira Cloud ships with a powerful [expression parser](#) providing a constantly growing number of built-in functions. Instead of writing and maintaining scripts, use easy-to-read and well-documented functions like `subtask()` or `count()` and robust field codes make accessing and processing any issue data a breeze.

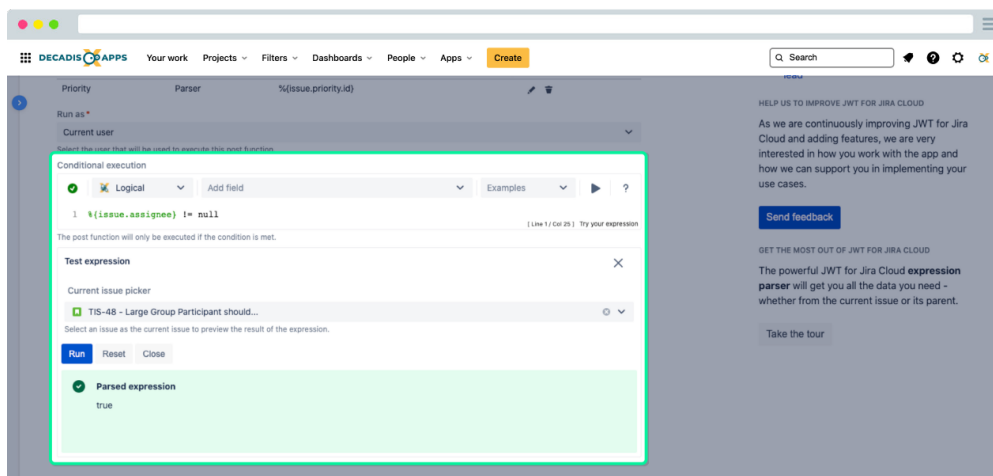
- Easily access all issue data - every issue field is just a click in a dropdown menu away.
- Access even more data - field codes and parser functions let you retrieve essential data which is not directly accessible through the UI - from historic field values to the number of linked issues.
- Change happens, be prepared - the JWT field codes make fields, and your expressions, immune to field name updates.

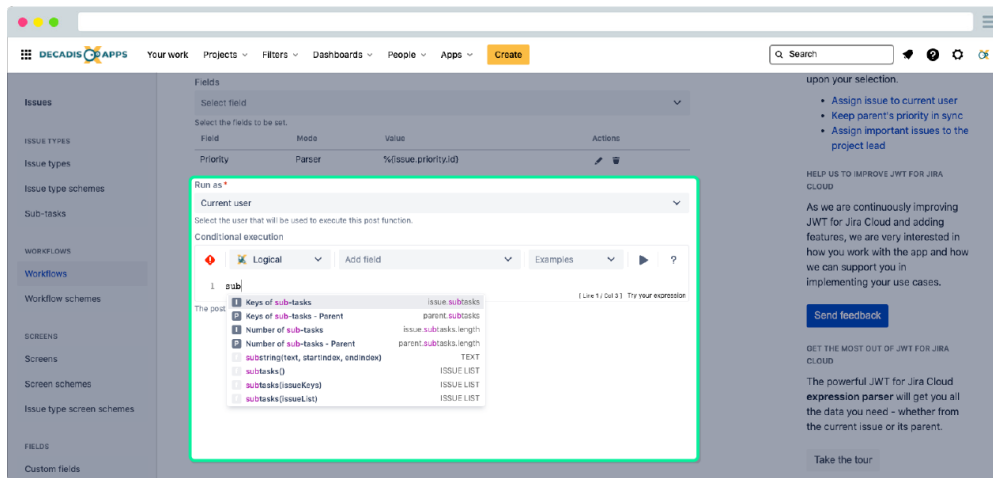
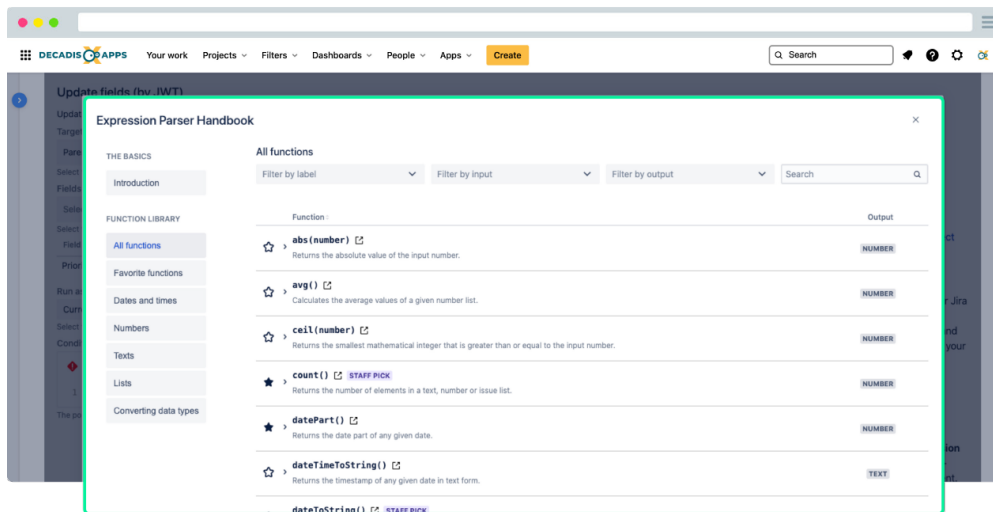


All control in a single place / Expression editor

The [JWT expression editor](#) is your control center for managing Jira and JWT expressions. It detects what you want to achieve, from setting values to configuring complex conditional executions, and lets you test your expressions in a central location.

- Pick the right field - depending on what you are configuring, JWT injects the right field code at the right time into your expression.
- Live testing - validate your expression against any issue and preview the output in real-time.
- Get help when you need it - explore all available parser functions, and use the in-app handbook to copy and paste or mark them as favorites.
- Be a parser hero - use the auto-complete function to speed up composing your expressions.





Stay on top of your workflows / Audit Log

Do you know what's going on in your workflows and how your JWT workflow customizations are performing? Can you identify potential problems before a larger number of users are affected? JWT for Jira Cloud's [Audit Log](#) provides you with exactly that kind of important information.

- **Get the big picture** - access, search, and filter all information related to your JWT workflow customizations in a central location.
- **Faster troubleshooting** - if things go wrong, access details about the location and the result and workflow errors, including the affected user.
- **Easier tracking of changes** - spot which users have configured new workflow customizations or updated existing ones in a glance.

Jira Workflow Toolbox

Audit log

Contains text: Time: All

1-10 of 15

Date	User	Issue	Context	Event	Actions
10.12.2020, 12:07:40	Casee Owens	TIS-139	Add comment	SUCCESS	Show more
10.12.2020, 12:07:37	Casee Owens	TIS-124	Create issue	SUCCESS	Show less
DETAILS Workflow name: Travel Partners Workflow Transition name: Stop Progress Context: Create issue Rule ID: 164d8a8c-527e-415b-b7c2-2356c576a3e User: Casee Owens (5570583b3da597-c989-4921-babe-gh4tg311) Run as user: Casee Owens (5570583b3da597-c989-4921-babe-gh4tg311)					
10.12.2020, 12:07:35	Casee Owens	TIS-138	Transition issue	SUCCESS	Show more
10.12.2020, 12:07:32	Casee Owens	TIS-138	Create issue	SUCCESS	Show more
10.12.2020, 12:07:07	Casee Owens	TIS-130	Create issue	NO ACTIONS PERFORMED	Show more
10.12.2020, 12:07:02	Casee Owens	TIS-130	Create issue	SUCCESS	Show more
10.12.2020, 12:06:34	Max Taylor		Add comment	UPDATED	Show more

Our commitment beyond the app

JWT for Jira Cloud has been designed for Jira users of all experience levels. The user-centric approach focuses on providing a lean, intuitive interface with all in-depth information being just a click away. But there is more to it than just the app.

- Benefit from extensive documentation and growing use case collection.
- Our highly trained team is well-known across the ecosystem for providing first-class, multilingual support, just in case you need it.
- We love challenges - if you have a problem, simply reach out to us directly via the app configuration, our Service Desk or the Atlassian Community.

Jira Workflow Toolbox Cloud

Use cases

The list below contains some use cases that can be realized using JWT for Jira Cloud. Make sure to come by once in a while since the number of use cases will grow over time.

Use cases and examples

Use case	Type	Function	Use case description	Complexity
Add a sub-task's summary and key to the description of its parent	Update fields	Update fields	When a sub-task is created, its summary , issue key and date , and time of creation will be added to the description of the parent issue.	BEGINNER
Add comment when rejecting an issue	Add comment	Add comment	When an issue is rejected , a comment will be added to the current issue mentioning the reporter .	BEGINNER
Alert the assignee of important issues	Add comment	Add comment	Add a comment to an issue mentioning the assignee . The comment will only be added, if the issue priority is set to "High" or "Highest" to ensure that the assignee will only be alerted for the important issue	BEGINNER
Alert the reporter	Add comment	Add comment	Add a simple comment to an issue mentioning the reporter .	BEGINNER

ATLASSIAN Marketplace

Search for apps

Help Log in

Sort

Top rated

Top trending

Top selling

Newest

Product

Jira

Jira Service Desk

Confluence

Bitbucket

Fisheye/Crucible

Bamboo

Crowd

Hosting

Cloud


Server

Data Center

CATEGORIES

Top-rated Jira apps

Over 1,000 results filtered by Jira



Jira Workflow Toolbox


The top rated & complete automation solution for Jira: Limitless customization of workflows without the need to code

Admin tools, Custom fields, Project management

★★★★★ (210)

STAFF PICK

Cloud Security Participant



draw.io Diagrams for Jira


Powerful, easy to use and secure diagramming. Top rated Jira diagramming solution

Charts & diagramming, Design tools

★★★★★ (297)

7.6k installs

Cloud Security Participant




Better PDF Exporter for Jira

Customizable PDF export for Jira: Issue lists, dashboards, timesheets, invoices, Release Notes, story cards & custom

Charts & diagramming, Documentation, Report...


★★★★★ (248)

3.6k installs




Better Excel Exporter for Jira

Full-blown native Excel exports, spreadsheet reports and Business Intelligence for Jira



Issue Checklist Free

Add ToDo list to Jira issues with one click. Create and reuse Templates. Add default checklists to new issues automatically



Aha! roadmaps for Jira

Build products customers love — you need an Aha! account to integrate with Jira On-demand or On-prem