

# Reorder transitions

SINCE VERSION 2.8.0

Sort workflow transitions in a drag and drop fashion. Admin Toolbox takes care of the updates to the `op-sbar-sequence` properties in the background.

Workflows

Software Simplified Workflow for Project ONE DRAFT USED BY 1 PROJECT

Generated by JIRA Software version 9.4.0. This workflow is managed internally by Jira Software. Do not manually modify this workflow.

You are editing a draft. There are unpublished changes.

Publish

Discard

View Original

Diagram

Text

Export

Admin Toolbox

Step Name (id)	Linked Status	Transitions (id)	Actions
Create (0)		Create (1) → <span>BACKLOG</span>	<div>View Properties</div>
Backlog (11) <span>BACKLOG</span>		Backlog (11) → <span>BACKLOG</span>	<div>Add transition Edit View Properties</div>
		Selected for Development (21) → <span>SELECTED FOR DEVE...</span>	
		In Progress (31) → <span>IN PROGRESS</span>	
		Done (41) → <span>DONE</span>	
Selected for Development (22) <span>SELECTED FOR DEVE...</span>		Backlog (11) → <span>BACKLOG</span>	<div>Add transition Edit View Properties</div>
		Selected for Development (21) → <span>SELECTED FOR DEVE...</span>	
		In Progress (31) → <span>IN PROGRESS</span>	
		Done (41) → <span>DONE</span>	
In Progress (33) <span>IN PROGRESS</span>		Backlog (11) → <span>BACKLOG</span>	<div>Add transition Edit View Properties</div>
		Selected for Development (21) → <span>SELECTED FOR DEVE...</span>	
		In Progress (31) → <span>IN PROGRESS</span>	
		Done (41) → <span>DONE</span>	
Done (44) <span>DONE</span>		Backlog (11) → <span>BACKLOG</span>	<div>Add transition Edit View Properties</div>
		Selected for Development (21) → <span>SELECTED FOR DEVE...</span>	
		In Progress (31) → <span>IN PROGRESS</span>	
		Done (41) → <span>DONE</span>	

MADE WITH GIPDX

Transitions can only be sorted if the workflow is in edit mode (inactive or draft).

## Sorting transitions

The workflow's transitions can be sorted by hitting the **Sort** button in the dropdown menu.

Generated by JIRA Software version 9.4.0. This workflow is managed internally by Jira Software. Do not manually modify this workflow.

**i** You are editing a draft. There are unpublished changes.

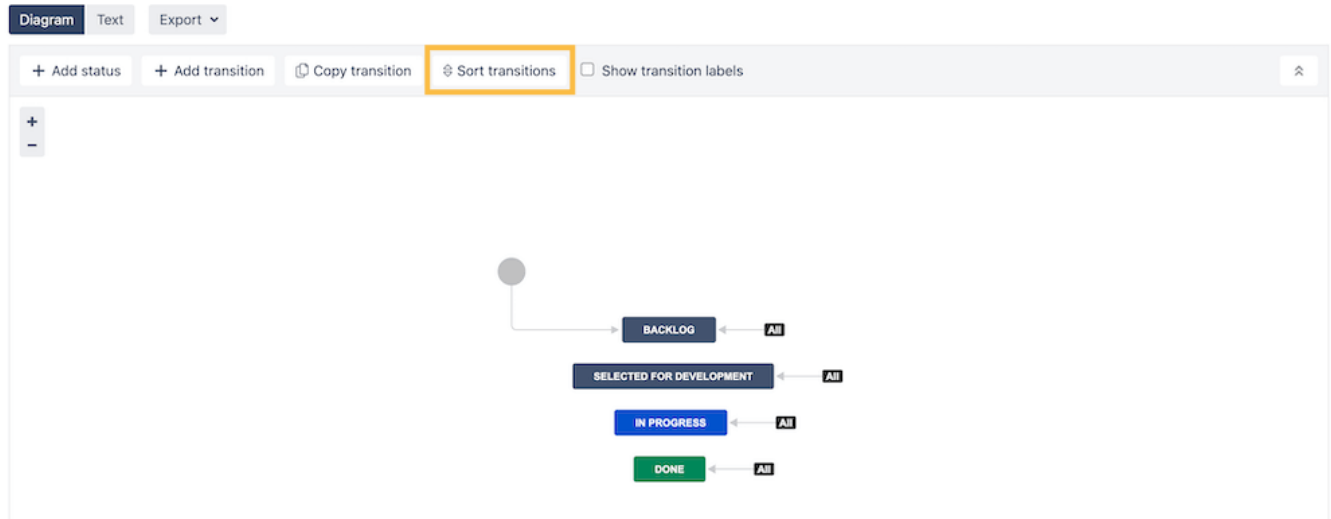
[Publish](#)
[Discard](#)
[View Original](#)

Diagram	Text	Export	Admin Toolbox			
Step Name (id)	Linked Status	ACTIONS		Actions		
		Copy				
Create (0)		Sort		→	BACKLOG	View Properties
Backlog (11)	BACKLOG	✓ Show sorted transitions		→	BACKLOG	Add transition Edit View Properties
		Selected for Development (21)		→	SELECTED FOR DEVE...	
		In Progress (31)		→	IN PROGRESS	
		Done (41)		→	DONE	
Selected for Development (22)	SELECTED FOR DEVE...	Backlog (11)		→	BACKLOG	Add transition Edit View Properties
		Selected for Development (21)		→	SELECTED FOR DEVE...	
		In Progress (31)		→	IN PROGRESS	
		Done (41)		→	DONE	
In Progress (33)	IN PROGRESS	Backlog (11)		→	BACKLOG	Add transition Edit View Properties
		Selected for Development (21)		→	SELECTED FOR DEVE...	
		In Progress (31)		→	IN PROGRESS	

When switching to the **diagram view**, the sort button is directly available inside the toolbar:


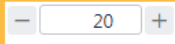

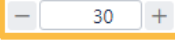

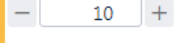

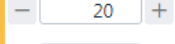














Generated by JIRA Software version 9.4.0. This workflow is managed internally by Jira Software. Do not manually modify this workflow.

**i** You are editing a draft. There are unpublished changes.

[Publish](#)
[Discard](#)
[View Original](#)


In the opening popup window, the transitions can either be sorted via **drag and drop**, via entering the **opsbar-sequence** directly or via changing the opsbar-sequence using the buttons next to the sequence number.

## Sort Transitions

Step Name (id)	Transitions (id)		opsbar-sequence
Open (1)	 Start Progress (11)	DRAFT	
	 Close issue (111)	CLOSED	
In Progress (2)	 Ready for Testing (51)	CODE REVIEW	
	 Stop Progress (21)	OPEN	
	 Close issue (111)	CLOSED	
Closed (5)	 Code Review Failed (101)	CODE REVIEW	
	 Reopen (41)	OPEN	
	 Close issue (111)	CLOSED	
Code Review (6)	 Code Review Passed (91)	CLOSED	
	 Back to in progress (81)	DRAFT	
	 Close issue (111)	CLOSED	

[Save](#) [Cancel](#)

When selecting one transition, that is reused in more steps, they will be highlighted in the same color.

Same transitions (with the same id) in different steps will always have the same opsbar-sequence number. If one number gets changed in a step, all other sequence numbers in the other steps will be changed as well.

## Sort Transitions

Step Name (id)	Transitions (id)	opsbar-sequence
Open (1)	Start Progress (11) DRAFT - 0 +	
	Close issue (111) CLOSED - 0 +	
In Progress (2)	Stop Progress (21) OPEN - 0 +	
	Ready for Testing (51) CODE REVIEW - 0 +	
	Close issue (111) CLOSED - 0 +	
Closed (5)	Reopen (41) OPEN - 0 +	
	Code Review Failed (101) CODE REVIEW - 0 +	
	Close issue (111) CLOSED - 0 +	
Code Review (6)	Back to in progress (81) DRAFT - 0 +	
	Code Review Passed (91) CLOSED - 0 +	
	Close issue (111) CLOSED - 0 +	

[Save](#) [Cancel](#)

After sorting the transitions and publishing the workflow, the updated order will be displayed in the issues using the specific workflow.

1



Teams in Space / TIS-95

### Afterburner revision III automation

Before so

[Edit](#) [Comment](#) [Assign](#) [More](#) [Start Progress](#) [Close issue](#) [Admin](#)

#### Details

Type:	Story	Status:	<b>OPEN</b> (V)
Priority:	Blocker	Resolution:	Unresolve
Affects Version/s:	None	Fix Version/s:	1.8
Component/s:	None		
Labels:	None		
Sprint:	Sprint 4		
Story Points:	3		
Epic Link:	<a href="#">Afterburner Plus</a>		

2



Edit

Comment

Assign

More ▾

Close issue

Start Progress

Admin ▾

## ▼ Details

Type:	Story	Status:	<b>OPEN</b> (Vi
Priority:	Blocker	Resolution:	Unresolve
Affects Version/s:	None	Fix Version/s:	1.8
Component/s:	None		
Labels:	None		
Sprint:	Sprint 4		
Story Points:	3		
Epic Link:	<b>Afterburner Plus</b>		

## Intuitive transition display

You can select, in the text view of a workflow configuration, whether you want the transitions to be displayed in their sorted order.

When this option is selected, the transitions will also be formatted in a more intuitive manner.

This option does not affect the order of appearance in the issue.

Before

DiagramTextExportAdmin Toolbox

Step Name (id)	Linked Status	Transitions (id)	Actions
Backlog (11)	BACKLOG	Backlog (11) >> Backlog Selected for Development (21) >> Selected for Development In Progress (31) >> In Progress Done (41) >> Done	Add transition Edit View Properties
Selected for Development (22)	SELECTED FOR DEVE...	Backlog (11) >> Backlog Selected for Development (21) >> Selected for Development In Progress (31) >> In Progress Done (41) >> Done	Add transition Edit View Properties
In Progress (33)	IN PROGRESS	Backlog (11) >> Backlog Selected for Development (21) >> Selected for Development In Progress (31) >> In Progress Done (41) >> Done	Add transition Edit View Properties
Done (44)	DONE	Backlog (11) >> Backlog Selected for Development (21) >> Selected for Development In Progress (31) >> In Progress Done (41) >> Done	Add transition Edit View Properties

After

DiagramTextE

Step Name (id)	Linked
Create (0)	
Backlog (11)	BACKL
Selected for Development (22)	SELEC
In Progress (33)	IN PRO
Done (44)	DONE

If you still have questions, feel free to refer to our [support](#) team.

