

Get started

The seamless integration of sumUp for Jira makes data aggregation a walk in the park: sums, averages, and counts are now available at any point in the system, including **dashboards**, in the **issue navigator**, **boards**, **queues** and **custom fields**.

And sumUp is not limited to calculating numbers, it features customization options to configure the output format and evaluate mixed fields using regular expressions to extract numeric values.

Through our third-party app integration, calculated data is also available in a growing number of popular marketplace apps.

Worried about transparency and data security? sumUp respects the underlying Jira permissions and comes with an additional permission management section to control access to the features and calculated values, if necessary.

Keep track of teams, projects and entire organizations with live data on costs, estimates, time spent and progress. To sum it up - the perfect tool to get your numbers right.

Install sumUp for Jira

Install **sumUp for Jira** directly from your Jira instance

You need to be a Jira administrator to install apps!

1

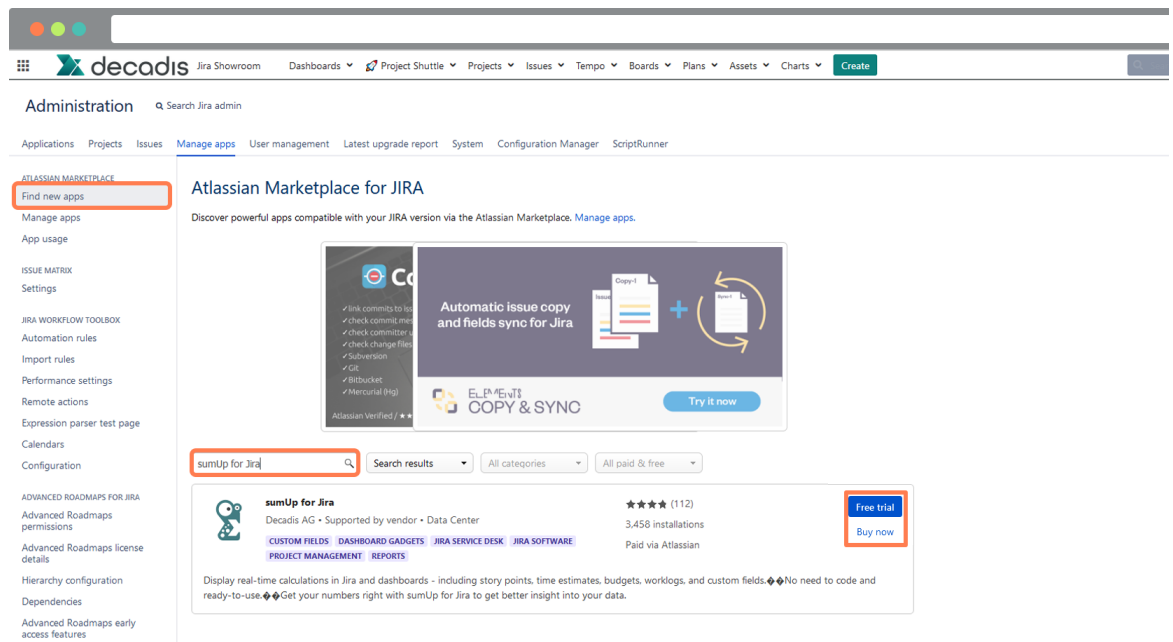
Click on the **cog** icon on the top right bar and select **Manage apps**

2

The Atlassian Marketplace will be displayed, in the search bar type in **sumUp for Jira**

3

The app will appear on the list, click on **Free trial** or **Buy now** and then **Accept & install**.



4

After the installation, the app is ready to use and you're ready to [get started!](#)

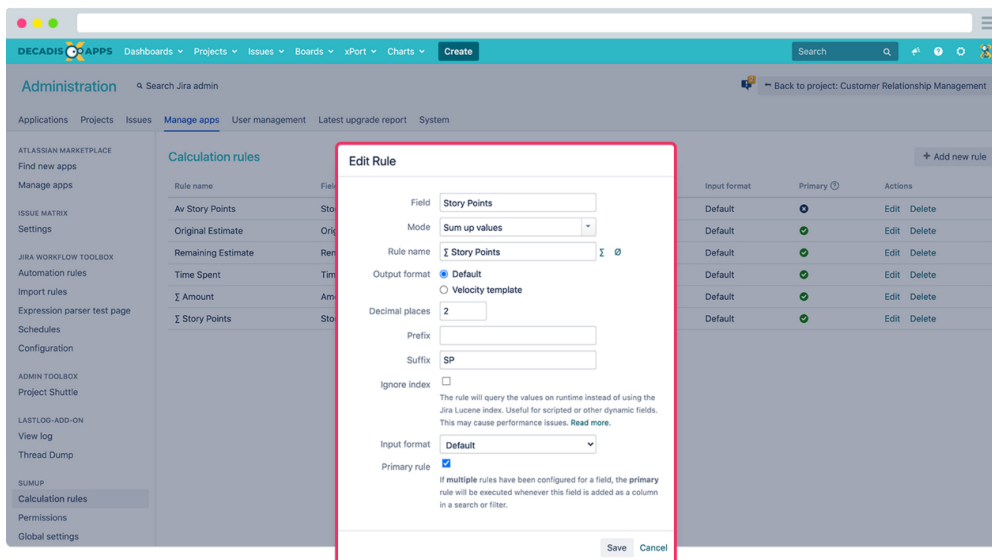
If you still have questions, feel free to refer to our [support team](#).

Highlights

Calculation rules

[Calculation rules](#) are the heart of sumUp for Jira. They offer fine-grained control over **what** you want to calculate and **how** the results will be displayed for the end user.

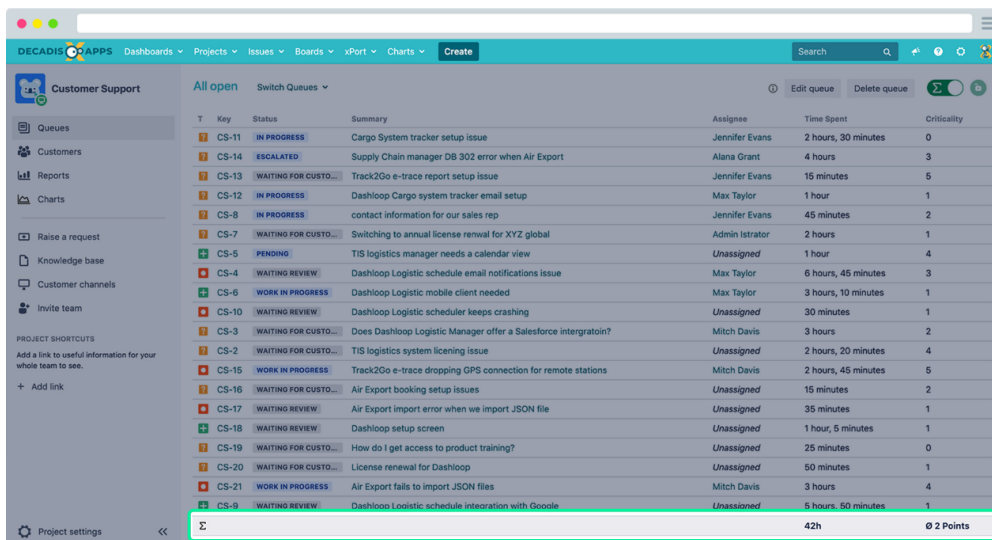
- Configuring calculation rules is **done with a few clicks** and requires **no coding skills**.
- Native support for all **numeric fields** - other field types (e.g. text fields, select lists) can also be processed using the built-in RegEx extractor.
- A large set of **customization options** for returned values like prefixes, suffixes, decimal places and number formats.

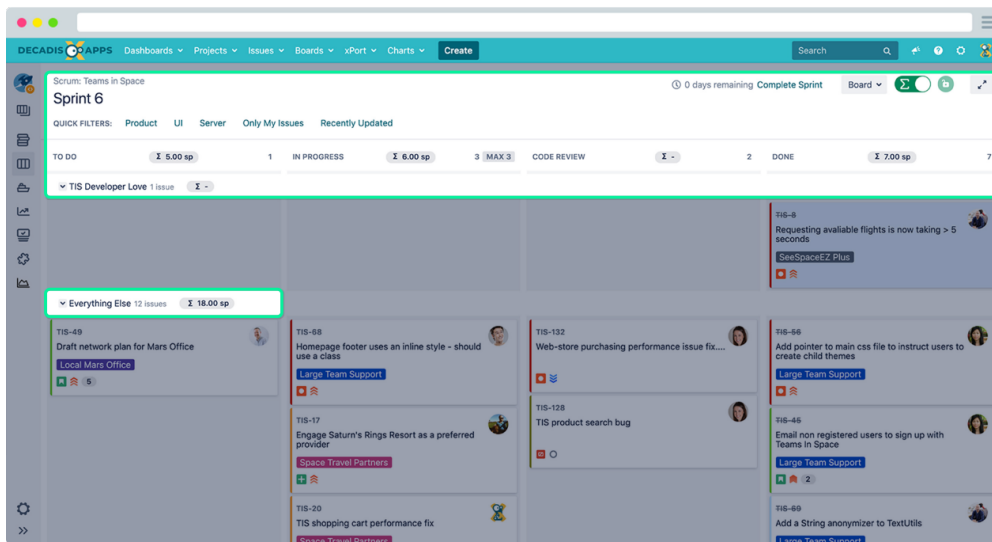


The data you need, exactly where you need it

Show me what you got - sumUp for Jira displays your predefined calculated values almost anywhere you can think of.

- In the **issue navigator** and **Service Desk queues**: An additional sum row displays calculation results for the actual page and the whole set of issues.
- In **Jira Software boards**: Display calculated values in columns and swimlanes for any metric like story points.
- Switch calculations on and off seamlessly at any time with a **simple toggle button**.





DECADIS APPS Dashboards Projects Issues Boards xPort Charts Create Search

Teams in Space Sprint 6 0 days remaining Complete Sprint Board

QUICK FILTERS: Product UI Server Only My Issues Recently Updated

TO DO 5.00 sp 1 IN PROGRESS 6.00 sp 3 MAX 3 CODE REVIEW 2 DONE 7.00 sp 7

▼ TIS Developer Love 1 Issue

▼ Everything Else 12 Issues 18.00 sp

TIS-49 Draft network plan for Mars Office Local Mars Office 5

TIS-68 Homepage footer uses an inline style - should use a class Large Team Support

TIS-17 Engage Saturn's Rings Resort as a preferred provider Space Travel Partners

TIS-20 TIS shopping cart performance fix Space Travel Partners

TIS-132 Web-store purchasing performance issue fix...

TIS-128 TIS product search bug

TIS-86 Add pointer to main css file to instruct users to create child themes Large Team Support

TIS-46 Email non registered users to sign up with Teams in Space Large Team Support

TIS-89 Add a String anonymizer to TextUtils Large Team Support

TIS-8 Requesting available flights is now taking > 5 seconds NewSpaceEZ Plus

Search New search Find filters sumUp for Jira Filters My open issues Reported by me All issues Open issues Done issues Viewed recently Created recently Resolved recently Updated recently FAVORITE FILTERS Alana: Deals and ... All issues for Tea... All open issues f... CRM Issues Project sumUp projectTIS Recently Update...

Search Save as Share Export Tools

Teams in Space Type: All Status: All Assignee: All Contains text More Search Advanced

Component: Space Travel

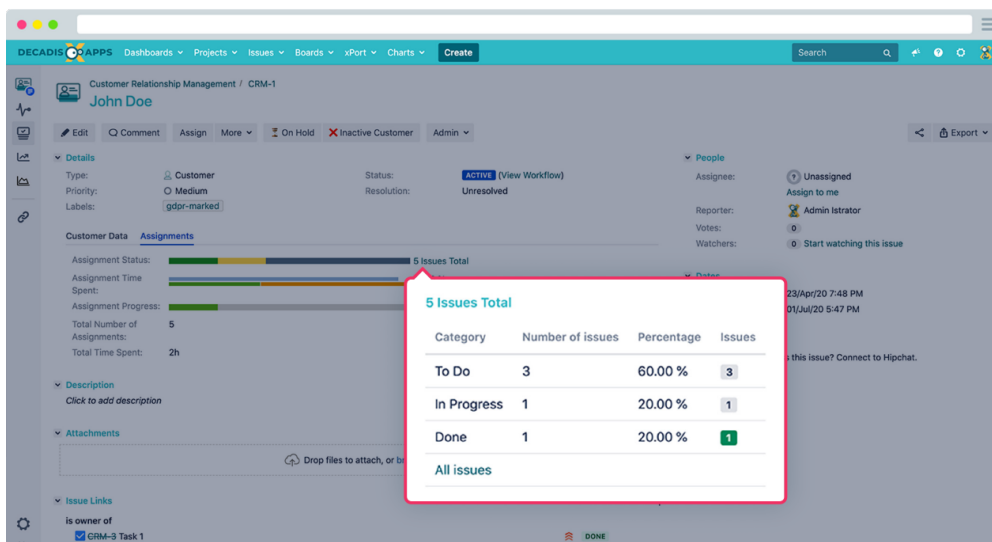
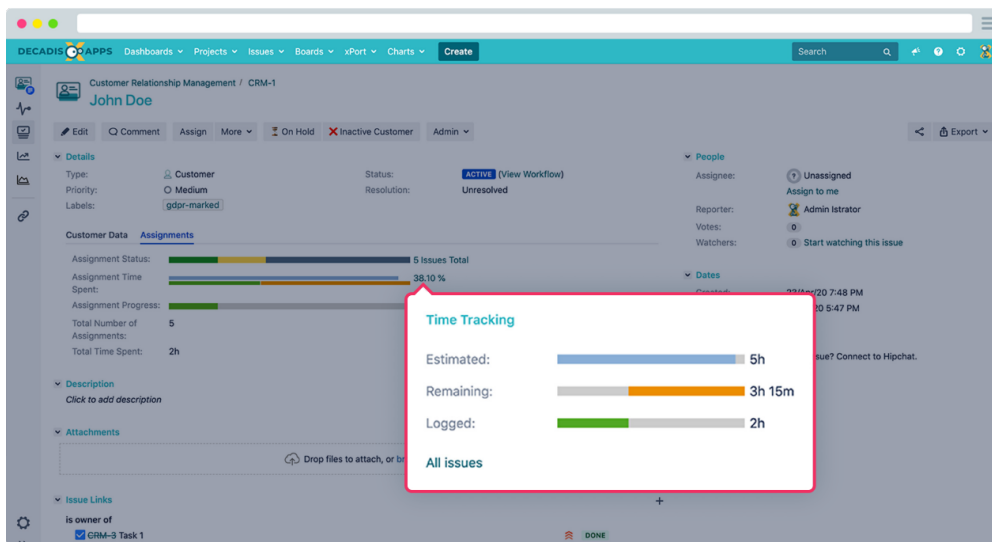
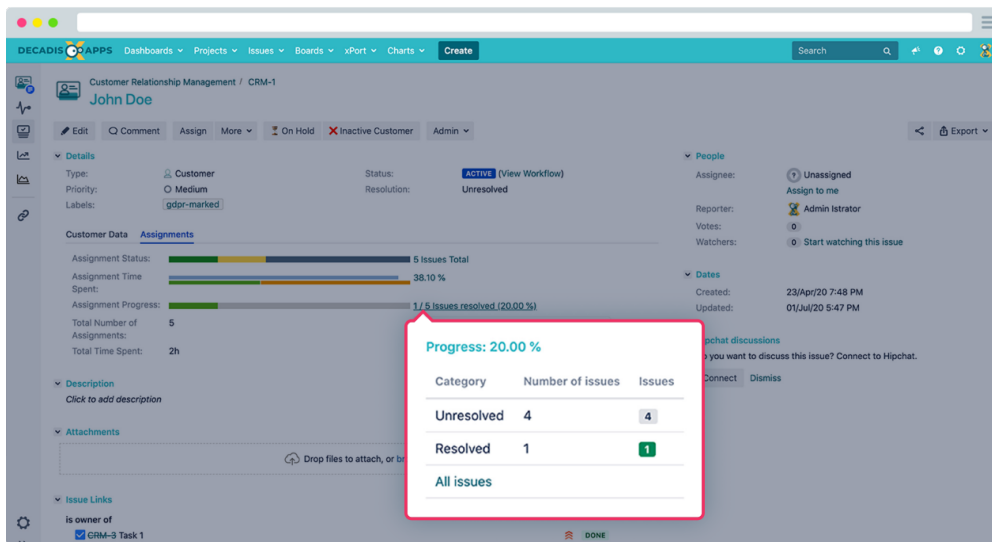
1-11 of 11

T	Key	Summary	P	Status	Story Points	Time Spent	Original Estimate	Remaining Estimate
	TIS-110	Afterburner revision VI automation		WAITING REVIEW	12	2 days, 30 minutes	1 week	2 days, 7 hours, 30 minutes
	TIS-109	Afterburner revision VI script		WAITING REVIEW	12	4 days, 1 hour	1 week	7 hours
	TIS-108	Afterburner revision VI demo		WAITING REVIEW	3	1 hour, 20 minutes	3 hours, 50 minutes	2 hours, 30 minutes
	TIS-107	Afterburner revision VI prototype		WAITING REVIEW	5	3 hours	3 hours	0 minutes
	TIS-106	Afterburner revision VI design		WAITING REVIEW	20	2 hours	1 week	4 days, 6 hours
	TIS-105	Afterburner revision V automation		CLOSED	3	1 week	1 week, 1 day	1 day
	TIS-104	Afterburner revision V script		CLOSED	5	1 day	7 hours	0 minutes
	TIS-103	Afterburner revision V demo		CLOSED	5	2 days	3 days	1 day
	TIS-98	Afterburner revision IV demo		CLOSED	2	4 days	4 days	0 minutes
	TIS-97	Afterburner revision IV prototype		CLOSED	5	1 week, 3 days	2 weeks	2 days
	TIS-23	Engage JetShuttle SpaceWays for short distance space travel		CLOSED	3			
Σ					75.00 SP	215.83h	7 weeks, 4 days, 5 hours, 50 minutes	2 weeks, 2 days, 7 hours

Calculated custom fields

Display the data where you need it most - inside an issue! sumUp for Jira ships with two additional, read-only custom fields to be used in all your Jira issue views.

- **Calculated Progress Field (by sumUp)**
Visualize progress for issues returned by a JQL query. Choose from 4 different styles for different visualizations based on resolution, status category and time spent.
- **Calculated Text Field (by sumUp)**
Display live calculation results for issues returned by a JQL query based on calculation rules.
- Each custom field comes with dedicated **permission management** to control access to its data.



Dashboard gadgets

Gadgets are a great way of displaying live data, but they come with limitations. sumUp for Jira adds four brand new dashboard gadgets to the mix, that take the existing gadgets that you love to another level by adding features, such as:

- **Real-time calculation and issue grouping.**
- The flexibility to use **JQL queries** instead of saved filters in the gadget configuration.
- **Extended custom field support** for more fields to display.

Filter Results (by sumUp):

Issue Type	Key ↑	Summary	Priority	Story Points	Time Spent
Afterburner revision IV design	TIS-96		3	1 day, 20 minutes	
Afterburner revision IV prototype	TIS-97		5	1 week, 3 days	
Afterburner revision IV demo	TIS-98		2	4 days	
Afterburner revision V demo	TIS-103		5	2 days	
Σ	-	-	-	15.0	120.33h
Σ	-	-	-	75.0	224.17h

Two Dimensional Filter Statistics (by sumUp):

Assignee	WAITING REVIEW	DRAFT	CLOSED	Σ
Jennifer Evans			19.00 SP	19.00 SP
William Smith	3.00 SP			3.00 SP
Harvey Jennings	34.00 SP		20.00 SP	54.00 SP
Max Taylor	16.00 SP		8.00 SP	24.00 SP
Σ	53.00 SP	0.00 SP	47.00 SP	100.00 SP
Σ	520.00 SP	3.00 SP	77.00 SP	600.00 SP

Grouped Filter Results (by sumUp):

Priority	Time Spent	Remaining Estimate	Issues
Highest	225.5h	0 minutes	2
Critical	224h	3 days	19
Major	1139.83h	2 weeks, 5 hours, 10 minutes	86
Medium	73h	0 minutes	2
Minor	81.33h	2 hours, 30 minutes	12
Σ	1743.67h	2 weeks, 3 days, 7 hours, 40 minutes	121

Work Log Report (by sumUp):

Issue Type	Bug	Incident	Σ
Jennifer Evans	2 hours, 30 minutes	4 hours	6 hours, 30 minutes
Admin Istrator	1 day, 7 hours	5 hours	2 days, 4 hours
Cassie Owens		1 week, 3 days	1 week, 3 days
Σ	4 days, 2 hours, 35 minutes	1 week, 4 days, 1 hour	2 weeks, 3 days, 3 hours

3rd-party integration

Continue using the apps you love and enhance them with sumUp for Jira features.

We live and breathe collaboration - this is why sumUp for Jira integrates seamlessly with other great apps out there.

- **Individually enable and disable** sumUp for 3rd-party applications in a global configuration interface.
- **Issue Matrix** by Botron Software - Simply add your sum row to any issue matrix field.
- **Made for Atlassian:** We fully support **Advanced Roadmaps** (formerly Portfolio) and **Insight - Asset Management**

</