

Validation of linked issues

This validator can block a transition based on the **state** and the **number** of an issue's **links**.

You can specify multiple filter criteria that will be "**and concatenated**". Per default, **all linked issues** must match the combination of **all criteria**.



Configuration

Filter by link type

If you select specific **link types**, **all linked issues** must be linked using the selected **types**. If issues linked with other link types are found, the validator will **fail**.

The additional filters can be used to **further restrict** the issues to be analyzed.

If you leave this filter blank, e.g. if the link type is irrelevant, you must check the additional option **Skip link type filter / issues linked with unselected link types**.

If you select specific issue types **and also** check the additional option **Skip link type filter / issues linked with unselected link types**, the additional criteria (status, resolution, field value) will **only be applied** to the selected issue types.

Filter by issue type

If you select specific **issue types**, **all linked issues** must be of any of the selected **issue types**. If linked issues with other issue types are found, the validator will **fail**.

The additional filters can be used to **further restrict** the issues to be analyzed.

If you leave this filter **blank**, e.g. if the issue type is irrelevant, you must check the additional option **Skip issue type filter / issues with unselected issue types**.

If you select specific issue types **and also** check the additional option **Skip issue type filter / issues with unselected issue types**, the additional criteria (status, resolution, field value) will **only be applied** to the selected issue types.

Filter by status

If you select specific **statuses**, **all linked issues** must be in any of the selected **statuses**. If linked issues with other statuses are found, the validator will **fail**.

The additional filters can be used to **further restrict** the issues to be analyzed.

If you leave this filter **blank**, e.g. if the status is irrelevant, you must check the additional option **Skip status filter / issues in unselected statuses**.

If you select specific statuses **and also** check the additional option **Skip status filter / issues in unselected statuses**, the additional criteria (issue type, resolution, field value) will **only be applied** to the issues in the selected statuses.

Filter by resolution

If you select specific **resolutions**, **all linked issues** must be of any of the selected **resolutions**. If linked issues with other resolutions are found, the validator will **fail**.

The additional filters can be used to **further restrict** the issues to be analyzed.

If you leave this filter **blank**, e.g. if the resolution is irrelevant, you must check the additional option **Skip resolution filter / issues with unselected resolutions**.

If you select specific resolutions **and also** check the additional option **Skip resolution filter / issues with unselected resolutions**, the additional criteria (issue type, resolution, field value) will **only be applied** to the issues with the selected resolutions.

Filter by project

Optionally specify specific **projects**, the linked issues must or must not belong to. The following options are available:

Option	Description
Any project	By default, the linked issues can be in any project.
Current project	Choose this option to make sure that all linked issues are in the same project as the current issue .
Any but current project	Choose this option to make sure that all linked issues are not in the same project as the current issue .
Set projects manually (parser expression)	Define the project the linked issues must belong to using an expression in Basic text mode or Advanced text mode . The expression must return a comma-separated list of project keys .

Filter by field value

Optionally limit the linked issues to be counted or analyzed by their **field values**. To achieve this you must enter an expression in [Logical mode](#). The expression must return **true** or **false**.

Examples:

Expression	Description
<code>%{seed.issue.assignee} != null</code>	All linked issues must be assigned to a user. If unassigned sub-tasks are found, the validator will fail . Values in linked issues have to be referenced by their seed field codes.
<code>%{issue.dueDate} <= %{seed.issue.dueDate}</code>	All linked issues must have a due date of equal to or later than the current issue's due date. Values in linked issues have to be referenced by their seed field codes.

If you specify an expression **and also** check the additional option **Skip issues with unmatched field values**, the additional criteria (issue type, resolution, field value) will **only be applied** to the issues that match the expression.

Minimum number of linked issues

Specify the **minimum number** of linked issues that need to satisfy the specified filter criteria. The default value is 0 to ensure the validator passes if the current issue **does not have** any sub-tasks.

If you set this number to **1**, the validator will **fail** if the issue does not have any linked issues **or** if the existing linked issues don't match the specified filter criteria.

Maximum number of linked issues

Specify the **maximum number** of linked issues that need to satisfy the specified filter criteria. The default value is 1000.

If you set this number to **1**, the validator will **fail** as soon as **more than one** linked issue satisfies the specified filter criteria.

Additional options

The following options can be used to **refine the number of issues** you want to analyze in this validator.

Per default all **filters** are **mandatory**, filters are **"and concatenated"** and you cannot save your configuration unless you have specified values. Any linked issue being analyzed by the validator **must match all criteria**.

If you leave a filter **blank** you **must** check the additional option to skip the filter. Otherwise you cannot save your configuration.

The additional options allow you to override the default behavior.

Filter	Additional option	Description
No value selected	Not checked ❌	Not possible. If you want to skip the filter you have to uncheck the corresponding additional option.
No value selected	Checked ✅	Skip this filter completely. An equivalent would be to select all available options, e.g. all issue types are allowed.
One or multiple values selected	Not checked ❌	Enforce that all sub-tasks which are analyzed must have the selected values, e.g. only selected issue types are allowed.
One or multiple values selected	Checked ✅	Issues not matching the specified value are allowed and will be ignored when evaluating whether the validator passes .

By default, whenever a value is selected in a filter it will be combined with all other filter criteria and **all linked issues** must match the filter combination.

If you only want to analyze specific issue types (e.g. "Bug"), select "Bug" in the issue type filter and check the corresponding additional option. This way, other linked issues (which are not "Bugs") can exist and will not be considered.

Option	Description
Skip link type filter / issues linked with unselected link types	The link type is irrelevant for this validator or issues linked through non-selected link types will be ignored when evaluating whether the validator passes.
Skip issue type filter / issues in unselected issue types	The issue type is irrelevant for this validator or linked issues in non-selected issue types will be ignored when evaluating whether the validator passes.

Skip status filter / issues in unselected statuses	The status is irrelevant for this validator or linked issues in non-selected statuses will be ignored when evaluating whether the validator passes.
Skip resolution filter / issues with unselected resolutions	The resolution is irrelevant for this validator or linked issues with non-selected resolutions will be ignored when evaluating whether the validator passes.
Skip issues with unmatched field values	Field values are irrelevant for this validator or linked issues with unmatched field values will be ignored when evaluating whether the validator passes.

Validation options

The validation can be **skipped** under certain circumstances. Select **one** or **multiple scenarios** in which you want to **skip** the **validation** to ensure the correct execution of certain operations.

Option	Description
Skip validation for JWT post functions	If the transition is triggered by a JWT post function , e.g. through Transition issue , the validation will be skipped.
Skip validation for bulk operations	If the transition is triggered by a bulk operation , the validation will be skipped.
Skip validation for clone operations	If the create transition is triggered by a clone operation , the validation will be skipped.
Skip validation for mail handlers	If the create transition is triggered by a mail handler , the validation will be skipped.

Error message

You can **optionally** define a custom error message in case the validator **fails**, which will be shown to the user trying to execute the transition.

You have the following options:

Location

Define **where** the error message should be displayed. By default, the message will be shown at the **top** of the transition screen, or in case there is no transition screen, as a **popup**.

Alternatively, you can locate the message below any other field. This option **only makes sense**, if there is a **transition screen** defined for the specific transition.

Due to **limitations** in **Jira Service Management**, the location parameter will be **ignored** on Jira Service Management related screens. The location parameter **only** works for the **Create Issue** transition screen if **JSD version 4.10** or higher is being used.

Message

Define the content of the error message in [Basic text mode](#) or [Advanced text mode](#).

Learn more about the possibilities of the [JWT expression editor](#).

In comparison to e.g. our [calculated custom fields](#) it is **not possible to display HTML** here. Displaying links to specific issues, for example, is not possible inside the error message.

Translations







After clicking on the **Add translation** button you can **optionally** translate the error message to other languages.

The language in which the error message will be displayed depends on the **language setting** of the individual **users**.

If you want to use this functionality in a **condition** instead, have a look at the [Condition on linked issues](#).



Use cases and examples

Use case	JWT feature	Workflow function	Parser functions	Label
Prevent transitioning when there is a blocking issue		Validation of linked issues		
There must be at least one related Service Management request		Condition on linked issues		
		Validation of linked issues		
Prevent issue from being "Closed" if blocking issues are not closed yet.		Validation of linked issues		
All blocking issues must be resolved		Condition on linked issues		
		Validation of linked issues		

If you still have questions, feel free to refer to our [support](#) team.