

Add comment when rejecting an issue

On this page

[Configuration steps](#) | [Target issue*](#) | [Comment text*](#) | [Comment author*](#) | [Comment visibility*](#) | [Related examples](#)

Use case

When an issue is **rejected**, a comment will be added to the current issue **mentioning the reporter**.

Configuration steps

1

Target issue*

Select **current issue**.

The comment will be left in the **current issue**.

2

Comment text*

Use the following expression:

```
Hi [~accountid:#{issue.reporter}],  
this issue has been rejected. Please have a look at it for additional information.
```

```
Thanks,  
#{system.currentUser.displayName}
```

The **issue reporter** will be mentioned and informed about the rejected issue.

The syntax used for the mention guarantees that a working user mention is added to the comment regardless of personal Atlassian account settings of the mentioned user.

3

Comment author*

Select **current user**.

4








Comment visibility*

For this example we choose **unrestricted (all users)**.

All users with access to the issue will see the comment.



Related examples

Use case	JWT feature	Workflow function	Use case description	Complexity
Add a comment with links to attachments that were just added		Add comment	A comment will be added to the current issue with links to the attachments included recently .	BEGINNER
Add comment when rejecting an issue		Add comment	When an issue is rejected , a comment will be added to the current issue mentioning the reporter .	BEGINNER
Add formatted comments automatically		Add comment	Add a formatted comment to the current issue . It would be convenient in case that you need to create a table or highlight some important points in the comment.	BEGINNER
Alert the assignee of important issues		Add comment	Add a comment to an issue mentioning the assignee . The comment will only be added, if the issue priority is set to " High " or " Highest " to ensure that the assignee will only be alerted for the important issue	BEGINNER
Alert the reporter		Add comment	Add a simple comment to an issue mentioning the reporter . This use case might come in handy if you don't want to use extra events in your notification schemes to notify specific users - like the reporter.	BEGINNER
Push status updates to the linked Epic		Add comment	Add a comment to the linked Epic including the summary and status of the current issue. This is helpful when you don't want to keep track of individual Stories and only receive notifications of the linked Epic (e.g. as a watcher or reporter).	BEGINNER
Push status updates to the parent		Add comment	Add a comment to the parent issue including the summary and status of the current issue. This is helpful when you don't want to keep track of individual sub-tasks and only receive notifications of the parent issue (e.g. as a watcher or reporter).	BEGINNER

If you still have questions, feel free to refer to our [support team](#).