

Read the information from a Trello card

On this page

[Prerequisites](#) | [Configuration](#) | [Related use cases](#)

Use case

In this use case we will get the information from a **Trello card** and add it in a comment inside the transitioned issue. Moreover, we will save also the link of the Trello card in the Description field.



Prerequisites

For this use case we need a **Connection** for communication with **Trello** and an **Action** for executing the GET Trello card operation.

Create a connection

Configure the connection either inside the post function configuration or using the **Remote actions page** in the **Manage apps administration** by setting the following input.

1

Name

Trello

2

Connection type

Choose External.

3

Base URL

`https://api.trello.com`

4

Authentication

Choose **No authentication**.

Create an action

Create the action either inside the post function configuration or using the **Remote actions page** in the **Manage apps administration** by setting the following input.



1

Name

Get Trello card

2

Method

Choose **GET**.

3

Default connection

The default connection of the selected action should be preselected, which is **Trello**.

4

REST path

```
/1/cards/{cardId}?{key}&{token}
```

The values used below are created for the **example** only. Please **provide real input** from your instance for making the use case realistic.

5

Parameters

cardId

It is the ID of the card.

```
^[0-9a-fA-F]{24}$
```

key

It is a generated API key under [Trello API key page](#).

token

It is a generated API token by using the previous **key** in the following URL:

https://trello.com/1/authorize?expiration=1day&name=MyPersonalToken&scope=read&response_type=token&key={key}



Configuration

1

Add the [Execute remote action](#) **post function** to the desired transition or create a new transition and choose the **Expert mode**.

2

Select action

Choose the previous created action which we named **Get Trello card**.

3

Select connection

It is automatically preselected with the default connection value of the selected action.

4

Update issue fields (optional)

Other **default options** like **Response body**, **Response status** or **Set field value manually** are available in any mode in the post function.

Set the Card description inside a comment in the transitioned issue.

1

Select the field to be set.

Choose any **text field**.

2

Set the value.

Set it manually using the expression editor as follows:

```
%{action.response.desc}
```

Set the Card url inside the description field in the transitioned issue.

1

Select the field to be set.

Choose **Description**.

2

Set the value.

Set it manually using the expression editor as follows:

```
%{action.response.url}
```



Related use cases




















Use case




JWT
feature

Workflow function

Parser
function

Label

Automatically create a version when starting the release		Execute remote action
Automatically link an issue to an external one		Execute remote action
Automatically log work on a Jira issue		Execute remote action
Clone issue in external instance		Execute remote action
Create a comment on an external Jira ticket		Execute remote action
Create a component to group issues related to UI design		Execute remote action
Create a new employee account during an onboarding process		Execute remote action
Create an external project for a new employee during an onboarding process		Execute remote action
Create an overview page for a software release		Execute remote action
Create a personal space for a new employee		Execute remote action
Create Confluence page with links to issues		Execute remote action
Get attributes of Assets objects		Execute remote action
Get Checklist		Execute remote action
Get Hubspot contact information		Execute remote action
Link a Jira issue with the corresponding release ticket		Execute remote action
Notify the reporter of an issue about its status by a Telegram message		Execute remote action
Read the information from a Trello card		Execute remote action
Retrieve the assets of an issue in Jira cloud		Execute remote action
Set Checklist		Execute remote action

Set the assignee of an external issue same as the transitioned issue		Execute remote action
Transition an external Jira ticket based on the linked internal one		Execute remote action
Translate the description		Execute remote action

If you still have questions, feel free to refer to our [support](#) team.