

Create a personal space for a new employee

On this page

[Configuration](#) | [Related use cases](#)

Use case

In this use case, a dedicated ticket is created for a candidate during the onboarding process that follows the employment workflow. If both parts agree to work together, we will use this template to **create a space** in the **external Confluence instance** for the new employee.



Configuration

1

Add the [Execute remote action](#) **post function** to the desired transition or create a new transition.

2

Create remote action

Select the action to get started. Choose **Create a space**.

Based on the external Jira instance you can select either **Cloud** or **On-prem template**.

3

Select connection

Choose **an existing connection** to the external Confluence instance or create **a new connection**.

4

Customize your action

[Set action parameters](#)

The values used below are created for the **example** only. Please **provide real input** from your instance for making the use case realistic.

1

Space key

Set it manually using the expression editor as follows:

NEWEMPL

Space name

2

Set it manually using the expression editor as follows:

New employee

From the used **template**, you can retrieve the **Space ID** and/or the **Link to created space** and save them in any field. For this use case, we will save the **link to created space** in the **description** field.

Optionally, you can use the **Update issue fields (optional)** section to save the **response body** or **parts** of it into some field.

Update issue fields (optional)

1

Select the field to be set.

Choose **Description**.

2













Set the value.

Choose **Link to created space**.



Related use cases

Use case	JWT feature	Workflow function	Parser functions	Label
Automatically create a version when starting the release		Execute remote action		
Automatically link an issue to an external one		Execute remote action		
Automatically log work on a Jira issue		Execute remote action	dateTimeToString()	
Create a comment on an external Jira ticket		Execute remote action		
Create a new employee account during an onboarding process		Execute remote action		
Create an external project for a new employee during an onboarding process		Execute remote action		

Create an overview page for a software release		Execute remote action	
Create a personal space for a new employee		Execute remote action	
Get Hubspot contact information		Execute remote action	
Link a Jira issue with the corresponding release ticket		Execute remote action	
Link issue to issue mentioned in its description		Execute remote action	findPattern() first()
Notify the reporter of an issue about its status by a Telegram message		Execute remote action	
Read the information from a Trello card		Execute remote action	
Retrieve the assets of an issue in Jira cloud		Execute remote action	
Set the assignee of an external issue same as the transitioned issue		Execute remote action	
Set User Picker field with users from group		Execute remote action	
Transition an external Jira ticket based on the linked internal one		Execute remote action	
Translate the description		Execute remote action	findReplaceAll()

If you still have questions, feel free to refer to our [support](#) team.