

Create a sub-task for each component

On this page

[Configuration steps](#) | [Related examples](#)

Use case

Create a sub-task for each selected component of the transitioned issue. A different component of the main issue will be inherited by each sub-task.



Configuration steps

1

Mode*

Choose **Multiple issues based on a text list** and enter the following expression with the expression editor set to **General mode**.

Expression

```
%{toStringList(%{issue.components.id})}
```

The number of elements in the text list defines the number of issues to be created.

Variant

```
%{except(toStringList(%{issue.components.id}),fieldValue(%{issue.components.id}, subtasks()))}
```

In order to **avoid the creation of sub-tasks that have already been created**, this expression excludes from the list the IDs of the components that are already included in the sub-tasks.

2

Issue type*

Choose **Selected issue type**.

3

Specific issue type

Choose **Sub-task**.

4

Parent issue*

Choose **Current issue**.

5

Summary*

Enter the following expression with parsing mode set to **General**.

```
Sub-task for %{getMatchingValue(%{seed.text}, toStringList(%{issue.components.id})),
toStringList(%{issue.components}))}
```

This expression will **return the name of the component associated to the ID**.

6

Description

To enrich the issue with more information, you might want to add a short description.

7




Components

Select and **update the Components fields manually** with the following expression in **General** mode.

```
%{seed.text}
```

**Related examples**

Use case	JWT feature	Workflow function	Parser functions	Complexity
Create an issue in the current project		Create issue		BEGINNER
Create an issue with a summary to check for attachment type		Create issue	matches()	INTERMEDIATE
Create a simple sub-task		Create issue		BEGINNER
Create a story in an Epic		Create issue		BEGINNER
Create a sub-task for each component		Create issue	toStringList() getMatchingValue()	BEGINNER
Create a sub-task for each user selected in a User Picker field		Create issue	jiraExpression()	BEGINNER
Create a sub-task for high priority issues		Create issue		INTERMEDIATE
Create a sub-task linked to issues with a specific priority		Create issue		INTERMEDIATE

Create a sub-task mentioning the assignee when a high priority task is ready for review		Create issue		BEGINNER
Create multiple sub-tasks with different summaries and descriptions		Create issue	nthElement()	INTERMEDIATE
Create two sub-tasks when a user story is being approved		Create issue		INTERMEDIATE

If you still have questions, feel free to refer to our [support](#) team.